


**2000 Budget Data  
For Minnesota Counties  
Together With  
1999 Revised Budgets**



February 12, 2001

**Government Information Division  
Office of the State Auditor  
State of Minnesota**

---

525 Park Street, Suite 400, St. Paul, MN 55103  
stateauditor@osa.state.mn.us  
www.osa.state.mn.us

---

This document can be made available in alternative formats upon request. Call 651-296-2551 [voice] or 1-800-627-3529 [relay service] for assistance; or visit the OSA web site: [www.osa.state.mn.us](http://www.osa.state.mn.us).

## **TABLE OF CONTENTS**

<b>2000 Budgeted Governmental Revenues</b> .....	<b>1</b>
<b>2000 Budgeted Governmental Expenditures</b> .....	<b>3</b>
<b>Increase or Decrease in Fund Balances</b> .....	<b>5</b>
<b>Net Unrealized Gain or Loss From Investments</b> .....	<b>5</b>
<b>Methodology and Caveats</b> .....	<b>5</b>
<b>Appendix 1 - Summary of Budgeted Revenues and Expenditures for Counties 2000 and Revised 1999</b> .....	<b>9</b>
<b>Appendix 2 - 1999 and 2000 Budgeted Revenues and Expenditures by County</b> .....	<b>11</b>

# Minnesota County Budget Data for 2000

## 2000 Budgeted Governmental Revenues

Minnesota counties proposed revenues of \$3.98 billion in their 2000 budgets, excluding proceeds from the sale of bonds and transfers from other funds. This represents an increase of 6.9 percent over revenues budgeted in 1999.

The principal sources of revenues in 2000 county budgets were: intergovernmental revenues, which accounted for 42.8 percent of revenues; property taxes, which accounted for 36.4 percent of revenues; and charges for services, which accounted for 9.1 percent of revenues. Intergovernmental revenues accounted for a larger share of 2000 budgets than in 1999. In contrast, charges for services and property taxes accounted for a smaller share of total revenues in 2000 budgets than in 1999.

! ***Intergovernmental Revenues.*** Counties budgeted intergovernmental revenues of \$1.71 billion for 2000. This represents an increase of 9.4 percent over the amount budgeted in 1999.

***State Categorical Aid.*** The largest source of intergovernmental revenues for counties was state categorical aid. Counties budgeted state categorical aid revenues of \$962.5 million for 2000. This represents an increase of 6.4 percent over the level budgeted for 1999. The state provides categorical aid to counties for on-going services such as income maintenance and social service programs, as well as short-term or cyclical projects like construction projects.

***Federal Grants.*** Counties proposed federal grant revenues of \$486.5 million for 2000. This represents an increase of 15.8 percent over the level budgeted in 1999. Federal grants accounted for 12.2 percent of total revenues budgeted in 2000.

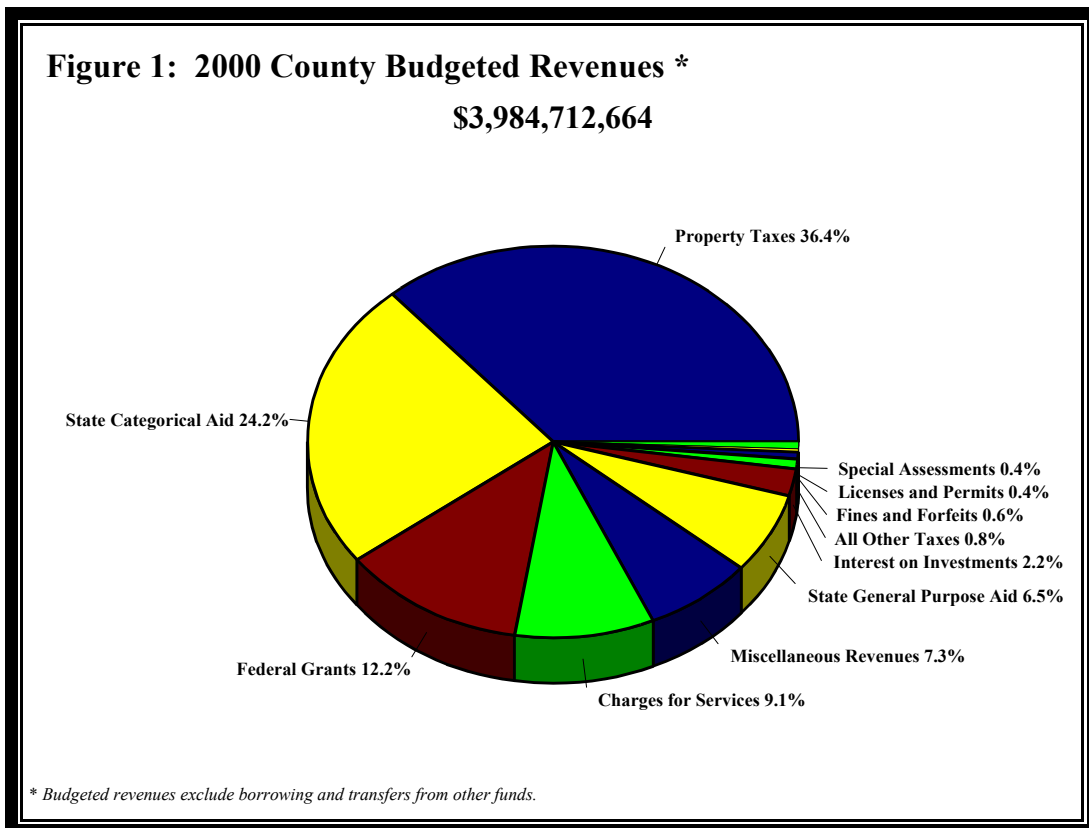
***State General Purpose Aid.*** Counties budgeted state general purpose aid of \$257.4 million for 2000. State general purpose aid increased 9.7 percent between 1999 and 2000 budgets. This category of revenues includes Homestead and Agricultural Credit Aid (HACA) and other state aid that is not designated by the state for a specific project or activity.

! ***Property Taxes.*** Revenues derived from property taxes totaled \$1.45 billion in 2000 county budgets. This represents an increase of 3.9 percent over 1999 budgets. Sixty-eight of the 87 Minnesota counties budgeted higher revenues from property taxes in their 2000 budgets. Those counties that budgeted fewer revenues from property taxes were able to keep their levies down by, in part, drawing down fund balances and limiting expenditure growth.

! ***All Other Taxes.*** This category includes revenue from all other taxes collected by the county such as gravel taxes, mortgage registry taxes, and deed taxes. Counties budgeted all other tax revenues of \$31.7 million for 2000. This represents an increase of 17.4 percent over 1999 budgeted all other taxes. The large increase in this category is primarily attributable to Washington county, which reclassified a solid waste fee as a tax.

- ! **Charges for Services.** Counties proposed generating revenues of \$362.4 million from charges for services in 2000. This represents an increase of 5.0 percent over the level budgeted for 1999.
- ! **Miscellaneous Revenues.** Counties budgeted miscellaneous revenues of \$290.7 million for 2000. This represents an increase of 10.4 percent over the level budgeted for 1999. This category of revenue includes such sources as local government contributions for projects, donations, and other revenue streams not accounted for in other categories.
- ! **Interest on Investments.** Counties budgeted revenues of \$89.2 million from interest earnings in 2000. This represents an increase of 4.6 percent over the level in 1999 budgets.
- ! **Fines and Forfeits.** Counties proposed fines and forfeits revenues of \$22.0 million for 2000. This represents a decrease of 5.2 percent for 1999 budgeted fines and forfeits.
- ! **Special Assessments.** Counties proposed special assessment revenues totaling \$14.4 million for 2000. This represents an increase of 13.2 percent over the level budgeted in 1999.

Figure 1 summarizes county budgeted revenues for 2000.



## 2000 Budgeted Governmental Expenditures

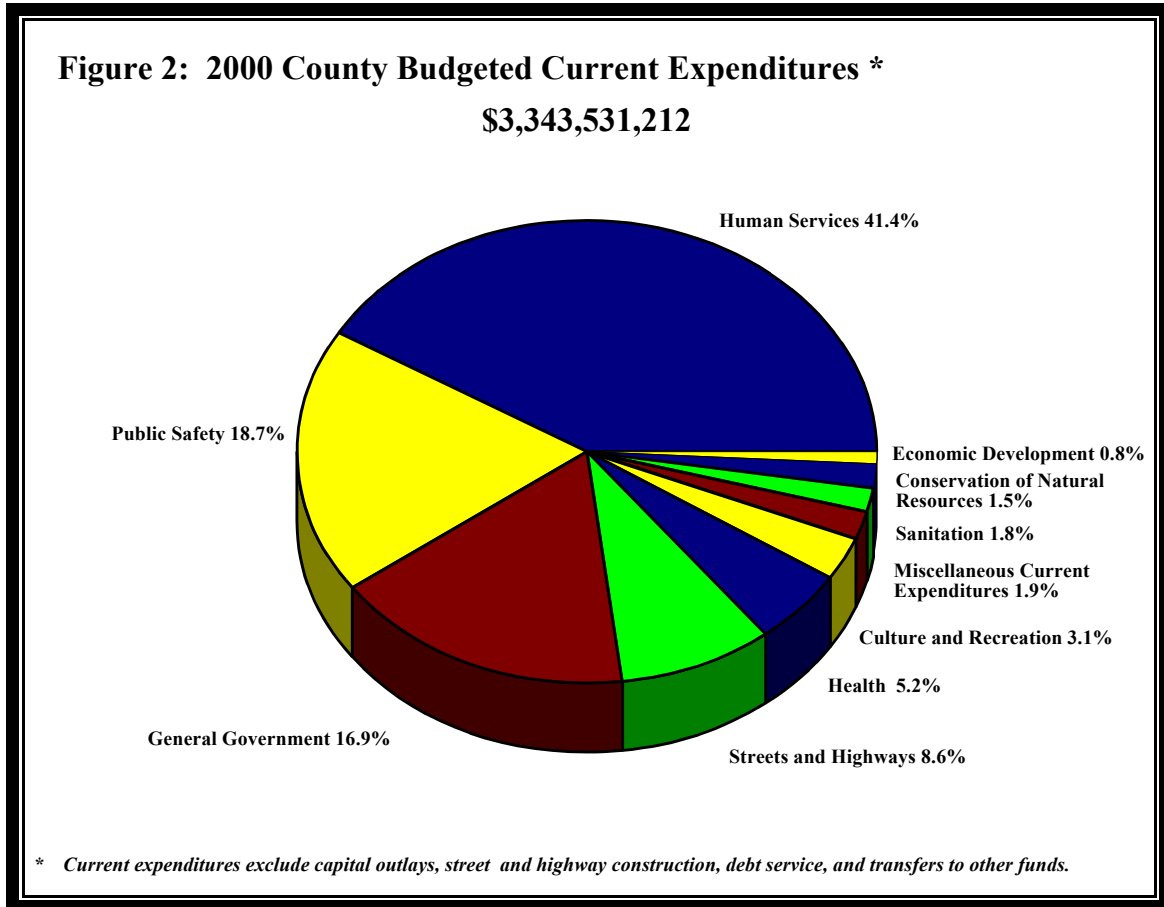
### Current Expenditures

Minnesota counties proposed total current expenditures of \$3.34 billion for 2000. This represents an increase of 7.2 percent relative to the amount budgeted in 1999. Counties budgeted higher levels of spending for all current expenditures except sanitation.

The three activities that represented the largest share of current expenditures in 2000 county budgets were: human services, which accounted for 41.4 percent; public safety, which accounted for 18.7 percent; and general government, which accounted for 16.9 percent.

- ! **Human Services.** Counties proposed human services current expenditures of \$1.38 billion for 2000. This represents an increase of 7.6 percent from the level budgeted in 1999. Human services represented the largest budgeted current expenditure for counties in 2000. This category accounted for 41.4 percent of county current expenditures -- more than twice the amount spent on any other service.
- ! **Public Safety.** Public safety budgets increased 8.7 percent between 1999 and 2000. Counties proposed public safety expenditures of \$625.7 million for 2000. Public safety represents the second largest current expenditure proposed for 2000. Only nine counties proposed lower public safety expenditures for 2000.
- ! **General Government.** Counties set general government budgets at \$565.3 million for 2000. This represents an increase of 5.4 percent over 1999 budgeted general government expenditures. Some of the services that are generally included in the category of general government are county commissioners and the offices of auditor, treasurer, recorder, and assessor.
- ! **Streets and Highways.** Counties proposed streets and highways current expenditures of \$288.8 million for 2000. This represents an increase of 4.0 percent over the amount budgeted in 1999. This category of expenditures includes street maintenance, engineering, and lighting expenditures, but does not include construction or capital purchases.
- ! **Health.** Counties proposed health current expenditures of \$173.0 million for 2000. This represents an increase of 10.9 percent over health expenditures budgeted in 1999.
- ! **Culture and Recreation.** Counties budgeted culture and recreation current expenditures of \$103.5 million for 2000. This represents an increase of 5.5 percent over the amount budgeted in 1999.
- ! **Economic Development.** Counties budgeted expenditures of \$27.0 million for economic development projects in 2000. This is an increase of 9.0 percent over the amount budgeted in 1999.
- ! **Miscellaneous Current Expenditures.** Miscellaneous current expenditures totaled \$64.9 million in 2000 county budgets. This represents an increase of 18.8 percent over the amount budgeted in 1999.

Figure 2 summarizes 2000 county budgeted current expenditures.



## Total Governmental Expenditures

Counties proposed total expenditures of \$4.15 billion for 2000. This represents an increase of 6.7 percent over the amount budgeted in 1999. Total expenditures include current expenditures, capital outlays, and debt service, but exclude transfers to other funds and other financing uses.

- ! **Streets and Highways Construction Capital Outlays.** Counties budgeted expenditures of \$370.5 million in 2000 for projects related to road construction. This represents a decrease of 4.7 percent from 1999 budgets. Street and highway construction represents the fourth largest expenditure category of counties.
- ! **Total Capital Outlay.** Counties proposed total capital outlays (excluding streets and highways construction) of \$271.6 million for 2000. This represents an increase of \$10.2 million or 3.9 percent over the level budgeted in 1999. Although streets and highways construction is separated from other capital outlays in this report, their combined total reflects the true amount budgeted for capital projects in 2000. When streets and highways construction is added, proposed capital outlays total \$642.2 million.

! **Debt Service.** Counties budgeted 2000 debt service payments of \$164.0 million. This represents an increase of 37.7 percent from the amount budgeted in 1999. Counties budgeted an increase of 51.7 percent for principal payments and an increase of 13.1 percent for interest and fiscal charges.

## **Increase or Decrease in Fund Balances**

Counties proposed lowering their fund balances by \$117.7 million for 2000. Of the 81 counties that submitted 2000 budgets, 70 counties reported a change in their fund balance. Twenty-eight counties proposed increasing their fund balances; forty-two counties proposed decreasing their fund balances. Counties lowered their fund balances for a number of reasons including but not limited to: levy reductions, capital projects or purchases, and transfers to other funds.

## **Net Unrealized Gain or Loss From Investments**

Only nine of the eighty-seven Minnesota counties reported any investment information to the Office of the State Auditor. Of the nine counties that reported information on their investments, seven projected losses and two projected gains. The statewide reported net loss from investments was (\$4,236,325).

## **Methodology and Caveats**

Budget data used in this report reflect 1999 and 2000 unaudited revenues and expenditures reported by counties to the Office of the State Auditor (OSA). Budgeted amounts of revenues and expenditures may differ from actual revenues and expenditures that year. The reported data does not represent all county revenues and spending for two reasons: 1.) Counties reported budget data for all funds for which the county had adopted annual budgets. Counties with funds for which annual budgets were not adopted could have more revenues and expenditures than reported here; and, 2.) The revenues and expenditures of county public service enterprises are not included. The inclusion of enterprise funds could significantly alter the revenue and expenditure trends of counties.

The data from this report is available on the OSA's website through an interactive database. To access the database, visit the OSA at [www.osa.state.mn.us](http://www.osa.state.mn.us) and click on the Database Search link.





## **Appendix 1**

### **Summary of Budgeted Revenues and Expenditures for Counties 2000 and Revised 1999**



## Appendix 1

### Summary of Budgeted Revenues and Expenditures for Counties 2000 and 1999

Revenues	2000		Revised 1999		Percent Change
	Amount	%	Amount	%	
Property Taxes	\$1,450,189,931	36.4%	1,396,164,836	37.4%	3.9%
All Other Taxes	31,714,597	0.8%	27,024,961	0.7%	17.4%
Special Assessments	14,435,728	0.4%	12,757,139	0.3%	13.2%
Licenses and Permits	17,611,258	0.4%	16,815,166	0.5%	4.7%
Intergovernmental Revenues					
Federal Grants	486,506,243	12.2%	420,162,902	11.3%	15.8%
State General Purpose Aid	257,428,116	6.5%	234,659,673	6.3%	9.7%
State Categorical Aid	962,499,486	24.2%	904,423,037	24.3%	6.4%
Total Intergovernmental Revenues	1,706,433,845	42.8%	1,559,245,612	41.8%	9.4%
Charges for Services	362,397,230	9.1%	345,103,645	9.3%	5.0%
Fines and Forfeits	21,991,396	0.6%	23,192,634	0.6%	-5.2%
Interest on Investments	89,210,276	2.2%	85,288,582	2.3%	4.6%
Miscellaneous Revenues	290,728,403	7.3%	263,336,966	7.1%	10.4%
<b>Total Revenues</b>	<b>\$3,984,712,664</b>	<b>100.0%</b>	<b>\$3,728,929,541</b>	<b>100.0%</b>	<b>6.9%</b>
Percent of Total Revenues & Other Sources		98.3%		97.9%	
Proceeds from Bond Sales	27,473,000	0.7%	28,564,000	0.7%	-3.8%
Other Financing Sources	19,880,434	0.5%	20,708,882	0.5%	-4.0%
Transfers from Other Funds	23,048,360	0.6%	32,373,679	0.8%	-28.8%
<b>Total Revenues and Other Sources</b>	<b>\$4,055,114,458</b>	<b>100.0%</b>	<b>\$3,810,576,102</b>	<b>100.0%</b>	<b>6.4%</b>
<b>Expenditures</b>					
General Government	\$565,258,062	16.9%	\$536,249,247	17.2%	5.4%
Public Safety	625,740,405	18.7%	575,527,882	18.4%	8.7%
Streets and Highways	288,772,922	8.6%	277,726,540	8.9%	4.0%
Sanitation	61,603,851	1.8%	64,092,430	2.1%	-3.9%
Human Services	1,384,668,387	41.4%	1,286,504,228	41.2%	7.6%
Health	172,977,487	5.2%	155,907,043	5.0%	10.9%
Culture and Recreation	103,547,339	3.1%	98,124,859	3.1%	5.5%
Conservation of Natural Resources	49,082,307	1.5%	46,550,151	1.5%	5.4%
Economic Development	27,017,087	0.8%	24,784,691	0.8%	9.0%
Miscellaneous Current Expenditures	64,863,365	1.9%	54,590,841	1.7%	18.8%
<b>Total Current Expenditures</b>	<b>\$3,343,531,212</b>	<b>100.0%</b>	<b>\$3,120,057,912</b>	<b>100.0%</b>	<b>7.2%</b>
Percent of Total Expenditures & Other Uses		80.0%		79.7%	
Debt Service					
Principal	115,380,226	2.8%	76,077,380	1.9%	51.7%
Interest and Fiscal Charges	48,587,282	1.2%	42,962,552	1.1%	13.1%
Streets and Highways Construction	370,541,523	8.9%	388,984,612	9.9%	-4.7%
Capital Outlay	271,621,275	6.5%	261,460,500	6.7%	3.9%
<b>Total Expenditures</b>	<b>\$4,149,661,518</b>	<b>99.3%</b>	<b>\$3,889,542,956</b>	<b>99.4%</b>	<b>6.7%</b>
Other Financing Uses	12,587,562	0.3%	11,682,334	0.3%	7.7%
Transfers to Other Funds	15,412,308	0.4%	11,883,584	0.3%	29.7%
<b>Total Expenditures and Other Uses</b>	<b>\$4,177,661,388</b>	<b>100.0%</b>	<b>\$3,913,108,874</b>	<b>100.0%</b>	<b>6.8%</b>
Reported Increase (Decrease) in Fund Balance	(117,742,724)		(94,459,783)		24.6%
Reported Net Unrealized Gain or (Loss) from Investments	(4,236,325)				



## **Appendix 2**

### **1999 and 2000 Budgeted Revenues and Expenditures by County**

#### **Explanation of Appendix 2**

Budget data used in this report are unaudited revenues and expenditures reported to the Office of the State Auditor by Minnesota counties. The form used to collect this information requested that counties provide three types of data: *1999 budget*, *1999 amended*, and *2000 budget*.

The *1999 budgets* are the 1999 budgets adopted by county boards in November and December of 1998. Some counties submitted 1999 budgets that were revised from what they submitted to the OSA last year. **Therefore, the 1999 budgets presented in this report should replace those found in last year's report.**

The *1999 amended* data represent an estimate of the counties' final 1999 budget as amended by the county. The inclusion of this data is intended to give county officials an opportunity to show any major changes that may have occurred between the adoption of the 1999 budget in late 1998 and the close of the 1999 calendar year. The *1999 amended* data was not used in the analysis, but is provided for further understanding of counties' financial situations.

The *2000 budgets* are the 2000 budgets adopted by county boards in November and December of 1999.

The analysis of the data presented in this report focuses solely on the 1999 and 2000 budgets.

Name of County: AITKIN

Budgeted funds: General /Road and Bridge /Human Services /Debt Service

<b>REVENUES</b>	<b>1999 BUDGET</b>	<b>1999 AMENDED</b>	<b>2000 BUDGET</b>
Property Taxes:	5,703,643	5,703,643	7,199,012
All Other Taxes:	557,186	557,186	550,105
Special Assessments:	0	0	0
Licenses and Permits:	236,187	236,187	253,012
Federal Grants:	1,390,408	1,390,408	1,315,537
State General Purpose Aid:	2,801,116	2,801,116	2,568,005
State Categorical Aid:	6,122,748	6,122,748	5,886,015
Charges for Services:	986,009	986,009	1,066,423
Fines and Forfeits:	167,400	167,400	87,500
Interest on Investments:	432,000	432,000	451,000
Miscellaneous Revenues:	87,750	87,750	44,100
<b>Total Revenues:</b>	<b>18,484,447</b>	<b>18,484,447</b>	<b>19,420,709</b>
Proceeds from Bond Sales:	0	0	0
Other Financing Sources:	0	0	0
Transfers from Other Funds:	0	0	0
<b>Total Revenues and Other Financing Sources:</b>	<b>18,484,447</b>	<b>18,484,447</b>	<b>19,420,709</b>
<b>CURRENT EXPENDITURES</b>			
General Government:	3,273,743	3,273,743	3,383,007
Public Safety:	2,738,028	2,738,028	3,604,806
Streets and Highways (Excluding Construction):	2,564,707	2,564,707	2,256,675
Sanitation:	457,703	457,703	473,830
Human Services:	4,424,828	4,424,828	4,091,202
Health:	220,000	220,000	716,523
Culture and Recreation:	491,694	491,694	505,496
Conservation of Natural Resources:	207,602	207,602	295,527
Economic Development:	0	0	0
Miscellaneous Current Expenditures:	0	0	0
<b>Total Current Expenditures:</b>	<b>14,378,305</b>	<b>14,378,305</b>	<b>15,327,066</b>
Debt Service - Principal:	0	0	0
Interest and Fiscal Charges:	0	0	293,164
Streets and Highways Construction:	4,648,579	4,648,579	3,777,789
Capital Outlay:	882,521	882,521	918,075
Other Financing Uses:	0	0	0
Transfers to Other Funds:	0	0	0
<b>Total Expenditures and Other Financing Uses:</b>	<b>19,909,405</b>	<b>19,909,405</b>	<b>20,316,094</b>

Name of County: ANOKA

Budgeted funds: General /Road and Bridge /Human Services /Other Special Revenue/Debt Service/Capital Project

<b>REVENUES</b>	<b>1999 BUDGET</b>	<b>1999 AMENDED</b>	<b>2000 BUDGET</b>
Property Taxes:	60,212,379	60,212,379	63,188,892
All Other Taxes:	377,325	349,239	489,724
Special Assessments:	0	0	0
Licenses and Permits:	454,946	434,996	461,795
Federal Grants:	21,080,674	25,843,814	25,668,847
State General Purpose Aid:	12,079,638	12,079,638	13,159,930
State Categorical Aid:	31,342,247	31,820,952	32,195,214
Charges for Services:	23,998,377	25,680,892	26,951,799
Fines and Forfeits:	1,205,400	1,207,700	1,241,750
Interest on Investments:	4,510,700	4,524,885	4,491,200
Miscellaneous Revenues:	9,200,236	8,094,769	11,659,744
<b>Total Revenues:</b>	<b>164,461,922</b>	<b>170,249,264</b>	<b>179,508,895</b>
Proceeds from Bond Sales:	14,895,000	13,495,000	0
Other Financing Sources:	4,591,811	4,591,811	1,876,789
Transfers from Other Funds:	594,982	0	0
<b>Total Revenues and Other Financing Sources:</b>	<b>184,543,715</b>	<b>188,336,075</b>	<b>181,385,684</b>
<b>CURRENT EXPENDITURES</b>			
General Government:	29,351,620	28,023,562	29,943,455
Public Safety:	33,038,906	32,846,524	36,451,148
Streets and Highways (Excluding Construction):	10,041,172	10,180,418	9,460,581
Sanitation:	0	0	0
Human Services:	56,886,534	56,959,733	61,512,437
Health:	5,657,456	5,439,165	5,984,506
Culture and Recreation:	10,448,738	9,138,499	10,022,586
Conservation of Natural Resources:	7,086,431	6,602,137	6,735,570
Economic Development:	3,756,712	6,151,327	5,725,672
Miscellaneous Current Expenditures:	0	(191,576)	0
<b>Total Current Expenditures:</b>	<b>156,267,569</b>	<b>155,149,789</b>	<b>165,835,955</b>
Debt Service - Principal:	3,360,000	3,360,000	6,085,000
Interest and Fiscal Charges:	3,211,336	3,211,336	4,940,507
Streets and Highways Construction:	7,164,836	8,734,836	7,655,000
Capital Outlay:	19,801,811	16,500,000	1,281,789
Other Financing Uses:	238,821	0	0
Transfers to Other Funds:	0	0	0
<b>Total Expenditures and Other Financing Uses:</b>	<b>190,044,373</b>	<b>186,955,961</b>	<b>185,798,251</b>

Name of County: BECKER

Budgeted funds: General /Road and Bridge /Human Services /Other Special Revenue/Debt Service

<b>REVENUES</b>	<b>1999 BUDGET</b>	<b>1999 AMENDED</b>	<b>2000 BUDGET</b>
Property Taxes:	9,727,663	0	9,892,141
All Other Taxes:	466,000	0	502,000
Special Assessments:	487,000	0	495,000
Licenses and Permits:	164,200	0	209,350
Federal Grants:	3,145,844	0	3,109,007
State General Purpose Aid:	1,038,467	0	1,053,978
State Categorical Aid:	6,623,681	0	6,979,052
Charges for Services:	1,608,984	0	1,750,000
Fines and Forfeits:	251,600	0	116,400
Interest on Investments:	798,500	0	922,000
Miscellaneous Revenues:	1,002,629	0	1,422,569
<b>Total Revenues:</b>	<b>25,314,568</b>	<b>0</b>	<b>26,451,497</b>
Proceeds from Bond Sales:	750,000	0	0
Other Financing Sources:	0	0	0
Transfers from Other Funds:	0	0	0
<b>Total Revenues and Other Financing Sources:</b>	<b>26,064,568</b>	<b>0</b>	<b>26,451,497</b>
<b>CURRENT EXPENDITURES</b>			
General Government:	5,331,087	0	5,005,168
Public Safety:	3,366,077	0	3,491,304
Streets and Highways (Excluding Construction):	3,405,814	0	3,424,297
Sanitation:	1,446,561	0	1,510,447
Human Services:	8,464,010	0	9,031,013
Health:	195,700	0	185,700
Culture and Recreation:	463,652	0	437,288
Conservation of Natural Resources:	517,250	0	676,930
Economic Development:	166,686	0	339,339
Miscellaneous Current Expenditures:	0	0	0
<b>Total Current Expenditures:</b>	<b>23,356,837</b>	<b>0</b>	<b>24,101,486</b>
Debt Service - Principal:	145,353	0	172,923
Interest and Fiscal Charges:	105,772	0	111,915
Streets and Highways Construction:	2,620,000	0	2,355,000
Capital Outlay:	0	0	0
Other Financing Uses:	0	0	0
Transfers to Other Funds:	0	0	0
<b>Total Expenditures and Other Financing Uses:</b>	<b>26,227,962</b>	<b>0</b>	<b>26,741,324</b>

Name of County: BELTRAMI

Budgeted funds: N/A

<b>REVENUES</b>	<b>1999 BUDGET</b>	<b>1999 AMENDED</b>	<b>2000 BUDGET</b>
Property Taxes:	9,979,775	0	10,680,488
All Other Taxes:	1,066,964	0	1,111,853
Special Assessments:	1,029,432	0	1,063,033
Licenses and Permits:	21,541	0	22,230
Federal Grants:	6,266,791	0	8,017,835
State General Purpose Aid:	374,525	0	140,405
State Categorical Aid:	7,692,476	0	7,061,398
Charges for Services:	248,885	0	25,300
Fines and Forfeits:	256,693	0	127,936
Interest on Investments:	675,000	0	825,000
Miscellaneous Revenues:	8,509,312	0	8,524,632
<b>Total Revenues:</b>	<b>36,121,394</b>	<b>0</b>	<b>37,600,110</b>
Proceeds from Bond Sales:	0	0	0
Other Financing Sources:	0	0	0
Transfers from Other Funds:	387,486	0	456,071
<b>Total Revenues and Other Financing Sources:</b>	<b>36,508,880</b>	<b>0</b>	<b>38,056,181</b>
<b>CURRENT EXPENDITURES</b>			
General Government:	5,026,073	0	4,754,374
Public Safety:	3,866,601	0	4,425,023
Streets and Highways (Excluding Construction):	2,965,926	0	3,263,785
Sanitation:	2,184,949	0	2,243,145
Human Services:	14,143,882	0	15,368,001
Health:	1,902,378	0	1,889,094
Culture and Recreation:	295,220	0	346,326
Conservation of Natural Resources:	1,092,126	0	801,720
Economic Development:	105,658	0	41,000
Miscellaneous Current Expenditures:	183,028	0	177,077
<b>Total Current Expenditures:</b>	<b>31,765,841</b>	<b>0</b>	<b>33,309,545</b>
Debt Service - Principal:	245,000	0	240,000
Interest and Fiscal Charges:	411,388	0	354,459
Streets and Highways Construction:	3,775,000	0	3,540,000
Capital Outlay:	391,647	0	862,177
Other Financing Uses:	0	0	0
Transfers to Other Funds:	0	0	0
<b>Total Expenditures and Other Financing Uses:</b>	<b>36,588,876</b>	<b>0</b>	<b>38,306,181</b>

Name of County: BENTON

Budgeted funds: General /Road and Bridge /Human Services /Other Special Revenue/Debt Service/Capital Project

<b>REVENUES</b>	<b>1999 BUDGET</b>	<b>1999 AMENDED</b>	<b>2000 BUDGET</b>
Property Taxes:	9,385,309	9,395,309	9,949,112
All Other Taxes:	96,050	96,050	69,800
Special Assessments:	12,570	12,570	10,770
Licenses and Permits:	92,640	92,640	102,640
Federal Grants:	2,429,034	2,429,034	2,063,952
State General Purpose Aid:	1,133,850	1,133,850	916,615
State Categorical Aid:	6,724,200	6,367,451	6,266,593
Charges for Services:	1,102,992	1,165,492	1,294,590
Fines and Forfeits:	187,250	187,250	118,750
Interest on Investments:	422,000	422,000	431,000
Miscellaneous Revenues:	93,418	271,918	503,192
<b>Total Revenues:</b>	<b>21,679,313</b>	<b>21,573,564</b>	<b>21,727,014</b>
Proceeds from Bond Sales:	2,000,000	2,000,000	0
Other Financing Sources:	45,017	178,017	200,217
Transfers from Other Funds:	392,243	712,282	375,949
<b>Total Revenues and Other Financing Sources:</b>	<b>24,116,573</b>	<b>24,463,863</b>	<b>22,303,180</b>
<b>CURRENT EXPENDITURES</b>			
General Government:	3,947,486	3,865,961	4,346,202
Public Safety:	3,809,794	4,068,704	4,203,652
Streets and Highways (Excluding Construction):	2,280,550	1,924,292	1,850,281
Sanitation:	546,064	583,730	572,080
Human Services:	6,441,228	6,409,728	7,017,886
Health:	796,565	791,565	755,750
Culture and Recreation:	449,665	449,665	553,400
Conservation of Natural Resources:	207,049	218,849	223,423
Economic Development:	85,567	91,154	187,189
Miscellaneous Current Expenditures:	53,518	53,518	39,375
<b>Total Current Expenditures:</b>	<b>18,617,486</b>	<b>18,457,166</b>	<b>19,749,238</b>
Debt Service - Principal:	662,149	662,149	772,196
Interest and Fiscal Charges:	752,969	752,969	728,512
Streets and Highways Construction:	3,546,000	2,587,715	2,274,458
Capital Outlay:	1,045,000	1,237,452	884,076
Other Financing Uses:	0	0	0
Transfers to Other Funds:	392,243	1,313,607	375,949
<b>Total Expenditures and Other Financing Uses:</b>	<b>25,015,847</b>	<b>25,011,058</b>	<b>24,784,429</b>

Name of County: BIG STONE

Budgeted funds: General /Road and Bridge /Human Services /Other Special Revenue

<b>REVENUES</b>	<b>1999 BUDGET</b>	<b>1999 AMENDED</b>	<b>2000 BUDGET</b>
Property Taxes:	1,972,319	1,972,319	1,917,667
All Other Taxes:	0	0	0
Special Assessments:	0	0	0
Licenses and Permits:	11,050	11,050	14,075
Federal Grants:	506,660	506,660	682,237
State General Purpose Aid:	694,956	694,956	743,604
State Categorical Aid:	2,406,598	2,406,598	2,684,008
Charges for Services:	94,400	94,400	110,113
Fines and Forfeits:	8,000	8,000	7,000
Interest on Investments:	171,000	171,000	260,000
Miscellaneous Revenues:	182,763	182,763	1,110,883
<b>Total Revenues:</b>	<b>6,047,746</b>	<b>6,047,746</b>	<b>7,529,587</b>
Proceeds from Bond Sales:	0	0	0
Other Financing Sources:	766,300	766,300	1,726,500
Transfers from Other Funds:	0	0	0
<b>Total Revenues and Other Financing Sources:</b>	<b>6,814,046</b>	<b>6,814,046</b>	<b>9,256,087</b>
<b>CURRENT EXPENDITURES</b>			
General Government:	865,748	865,748	938,518
Public Safety:	554,628	554,628	582,600
Streets and Highways (Excluding Construction):	1,225,000	1,225,000	1,435,000
Sanitation:	216,100	216,100	219,025
Human Services:	1,604,862	1,604,862	1,695,103
Health:	69,280	69,280	65,800
Culture and Recreation:	70,251	70,251	83,852
Conservation of Natural Resources:	141,347	141,347	141,539
Economic Development:	5,000	5,000	0
Miscellaneous Current Expenditures:	129,100	129,100	146,150
<b>Total Current Expenditures:</b>	<b>4,881,316</b>	<b>4,881,316</b>	<b>5,307,587</b>
Debt Service - Principal:	0	0	0
Interest and Fiscal Charges:	0	0	0
Streets and Highways Construction:	1,770,000	1,770,000	3,625,000
Capital Outlay:	129,500	129,500	323,500
Other Financing Uses:	0	0	0
Transfers to Other Funds:	33,230	33,230	0
<b>Total Expenditures and Other Financing Uses:</b>	<b>6,814,046</b>	<b>6,814,046</b>	<b>9,256,087</b>



Name of County: BLUE EARTH

Budgeted funds: General /Road and Bridge /Human Services /Other Special Revenue/Capital Project

<b>REVENUES</b>	<b>1999 BUDGET</b>	<b>1999 AMENDED</b>	<b>2000 BUDGET</b>
Property Taxes:	14,315,560	14,315,560	15,366,120
All Other Taxes:	65,200	65,200	65,200
Special Assessments:	895,000	822,000	820,000
Licenses and Permits:	173,054	173,054	197,358
Federal Grants:	4,212,627	4,212,627	4,776,575
State General Purpose Aid:	2,729,848	2,729,848	2,621,918
State Categorical Aid:	11,240,535	11,172,175	11,926,029
Charges for Services:	5,414,195	5,394,454	6,690,627
Fines and Forfeits:	196,530	196,530	131,930
Interest on Investments:	1,745,000	1,745,000	1,755,320
Miscellaneous Revenues:	1,924,698	1,899,920	2,385,122
<b>Total Revenues:</b>	<b>42,912,247</b>	<b>42,726,368</b>	<b>46,736,199</b>
Proceeds from Bond Sales:	0	417,622	4,000,000
Other Financing Sources:	0	758,883	0
Transfers from Other Funds:	1,905,619	1,714,478	1,681,619
<b>Total Revenues and Other Financing Sources:</b>	<b>44,817,866</b>	<b>45,617,351</b>	<b>52,417,818</b>
<b>CURRENT EXPENDITURES</b>			
General Government:	6,249,154	6,285,027	6,277,736
Public Safety:	3,958,346	3,958,986	4,249,301
Streets and Highways (Excluding Construction):	4,495,857	4,486,257	4,182,507
Sanitation:	1,851,087	1,851,087	1,869,650
Human Services:	12,095,315	12,070,315	13,113,070
Health:	858,046	858,046	828,146
Culture and Recreation:	912,372	825,400	1,487,827
Conservation of Natural Resources:	1,654,379	1,581,379	1,888,579
Economic Development:	200,000	200,000	126,820
Miscellaneous Current Expenditures:	987,000	987,000	894,697
<b>Total Current Expenditures:</b>	<b>33,261,556</b>	<b>33,103,497</b>	<b>34,918,333</b>
Debt Service - Principal:	1,920,748	1,920,748	985,784
Interest and Fiscal Charges:	255,042	255,042	194,869
Streets and Highways Construction:	8,258,998	8,258,998	8,788,000
Capital Outlay:	3,224,380	3,224,380	3,268,227
Other Financing Uses:	0	0	0
Transfers to Other Funds:	1,905,619	1,714,478	1,681,619
<b>Total Expenditures and Other Financing Uses:</b>	<b>48,826,343</b>	<b>48,477,143</b>	<b>49,836,832</b>

Name of County: BROWN

Budgeted funds: General /Road and Bridge /Human Services /Other Special Revenue/Debt Service/Capital Project

<b>REVENUES</b>	<b>1999 BUDGET</b>	<b>1999 AMENDED</b>	<b>2000 BUDGET</b>
Property Taxes:	6,493,153	6,493,153	6,659,725
All Other Taxes:	25,000	25,000	31,390
Special Assessments:	275,406	275,406	290,419
Licenses and Permits:	24,075	24,075	24,025
Federal Grants:	0	0	0
State General Purpose Aid:	1,505,029	1,505,029	1,454,211
State Categorical Aid:	7,735,492	7,735,492	8,345,884
Charges for Services:	2,020,119	2,020,119	1,975,960
Fines and Forfeits:	140,000	140,000	70,000
Interest on Investments:	267,807	267,807	367,300
Miscellaneous Revenues:	706,170	706,170	1,254,336
<b>Total Revenues:</b>	<b>19,192,251</b>	<b>19,192,251</b>	<b>20,473,250</b>
Proceeds from Bond Sales:	0	0	0
Other Financing Sources:	(50,494)	(50,494)	0
Transfers from Other Funds:	0	0	0
<b>Total Revenues and Other Financing Sources:</b>	<b>19,141,757</b>	<b>19,141,757</b>	<b>20,473,250</b>
<b>CURRENT EXPENDITURES</b>			
General Government:	2,797,254	2,797,254	2,760,042
Public Safety:	2,780,500	2,780,500	2,875,423
Streets and Highways (Excluding Construction):	2,405,082	2,405,082	2,296,098
Sanitation:	487,770	487,770	478,689
Human Services:	6,132,481	6,132,481	6,564,311
Health:	1,204,634	1,204,634	1,199,695
Culture and Recreation:	478,077	478,077	429,364
Conservation of Natural Resources:	577,961	577,961	757,108
Economic Development:	34,500	34,500	20,000
Miscellaneous Current Expenditures:	0	0	0
<b>Total Current Expenditures:</b>	<b>16,898,259</b>	<b>16,898,259</b>	<b>17,380,730</b>
Debt Service - Principal:	370,000	370,000	385,000
Interest and Fiscal Charges:	244,223	244,223	226,492
Streets and Highways Construction:	1,300,000	1,300,000	1,920,000
Capital Outlay:	191,775	191,775	692,831
Other Financing Uses:	0	0	0
Transfers to Other Funds:	0	0	0
<b>Total Expenditures and Other Financing Uses:</b>	<b>19,004,257</b>	<b>19,004,257</b>	<b>20,605,053</b>

Name of County: CARLTON

Budgeted funds: General /Road and Bridge /Human Services /Debt Service

<b>REVENUES</b>	<b>1999 BUDGET</b>	<b>1999 AMENDED</b>	<b>2000 BUDGET</b>
Property Taxes:	11,196,471	11,196,471	11,731,906
All Other Taxes:	0	0	0
Special Assessments:	240,000	240,000	240,000
Licenses and Permits:	62,650	62,650	70,750
Federal Grants:	0	0	0
State General Purpose Aid:	10,897,600	10,897,600	13,865,492
State Categorical Aid:	0	0	0
Charges for Services:	2,013,278	2,013,278	1,255,720
Fines and Forfeits:	247,416	247,416	260,500
Interest on Investments:	400,000	400,000	425,000
Miscellaneous Revenues:	866,964	866,964	679,271
<b>Total Revenues:</b>	<b>25,924,379</b>	<b>25,924,379</b>	<b>28,528,639</b>
Proceeds from Bond Sales:	0	0	0
Other Financing Sources:	0	0	0
Transfers from Other Funds:	0	0	0
<b>Total Revenues and Other Financing Sources:</b>	<b>25,924,379</b>	<b>25,924,379</b>	<b>28,528,639</b>
<b>CURRENT EXPENDITURES</b>			
General Government:	4,866,526	4,866,526	5,444,269
Public Safety:	4,054,503	4,054,503	4,306,334
Streets and Highways (Excluding Construction):	4,679,196	4,679,196	6,314,092
Sanitation:	889,037	889,037	785,113
Human Services:	9,909,517	9,909,517	10,228,548
Health:	0	0	0
Culture and Recreation:	201,449	201,449	204,772
Conservation of Natural Resources:	641,915	641,915	689,451
Economic Development:	0	0	0
Miscellaneous Current Expenditures:	0	0	0
<b>Total Current Expenditures:</b>	<b>25,242,143</b>	<b>25,242,143</b>	<b>27,972,579</b>
Debt Service - Principal:	652,613	652,613	650,044
Interest and Fiscal Charges:	0	0	0
Streets and Highways Construction:	0	0	0
Capital Outlay:	0	0	0
Other Financing Uses:	0	0	0
Transfers to Other Funds:	0	0	0
<b>Total Expenditures and Other Financing Uses:</b>	<b>25,894,756</b>	<b>25,894,756</b>	<b>28,622,623</b>

Name of County: CARVER

Budgeted funds: General /Road and Bridge /Human Services /Other Special Revenue/Debt Service/Capital Project

<b>REVENUES</b>	<b>1999 BUDGET</b>	<b>1999 AMENDED</b>	<b>2000 BUDGET</b>
Property Taxes:	23,884,325	23,884,325	24,568,686
All Other Taxes:	970,303	970,303	1,018,500
Special Assessments:	46,827	46,827	50,885
Licenses and Permits:	355,430	355,430	401,000
Federal Grants:	3,676,596	6,219,492	6,047,018
State General Purpose Aid:	4,538,929	4,808,929	4,823,932
State Categorical Aid:	8,348,953	18,481,625	12,045,197
Charges for Services:	5,123,815	5,207,702	5,626,439
Fines and Forfeits:	385,700	385,700	398,300
Interest on Investments:	2,453,177	2,453,177	2,348,844
Miscellaneous Revenues:	3,573,084	5,411,434	1,414,442
<b>Total Revenues:</b>	<b>53,357,139</b>	<b>68,254,944</b>	<b>58,743,243</b>
Proceeds from Bond Sales:	0	0	0
Other Financing Sources:	0	0	0
Transfers from Other Funds:	754,182	754,182	935,934
<b>Total Revenues and Other Financing Sources:</b>	<b>54,111,321</b>	<b>69,009,126</b>	<b>59,679,177</b>
<b>CURRENT EXPENDITURES</b>			
General Government:	11,689,349	12,307,043	12,384,220
Public Safety:	8,662,667	8,983,527	8,932,842
Streets and Highways (Excluding Construction):	2,821,933	2,834,414	2,840,032
Sanitation:	0	0	0
Human Services:	12,658,603	13,287,589	13,658,351
Health:	1,652,452	1,787,248	1,714,443
Culture and Recreation:	1,196,785	1,211,023	1,311,734
Conservation of Natural Resources:	248,290	277,526	271,026
Economic Development:	0	0	0
Miscellaneous Current Expenditures:	0	0	0
<b>Total Current Expenditures:</b>	<b>38,930,079</b>	<b>40,688,370</b>	<b>41,112,648</b>
Debt Service - Principal:	1,065,000	1,065,000	640,000
Interest and Fiscal Charges:	1,624,135	1,624,135	1,483,341
Streets and Highways Construction:	5,552,000	22,016,767	11,623,900
Capital Outlay:	12,679,702	18,925,318	4,420,767
Other Financing Uses:	0	0	0
Transfers to Other Funds:	754,182	754,182	935,934
<b>Total Expenditures and Other Financing Uses:</b>	<b>60,605,098</b>	<b>85,073,772</b>	<b>60,216,590</b>

Name of County: CASS

Budgeted funds: General /Road and Bridge /Human Services /Other Special Revenue/Debt Service

<b>REVENUES</b>	<b>1999 BUDGET</b>	<b>1999 AMENDED</b>	<b>2000 BUDGET</b>
Property Taxes:	10,030,887	10,030,887	9,993,933
All Other Taxes:	480,500	480,500	464,000
Special Assessments:	0	0	0
Licenses and Permits:	38,710	38,710	54,000
Federal Grants:	720,000	720,000	1,470,000
State General Purpose Aid:	1,050,000	1,050,000	1,263,542
State Categorical Aid:	12,166,062	12,166,062	12,044,416
Charges for Services:	2,968,641	2,968,641	4,045,123
Fines and Forfeits:	214,400	214,400	108,775
Interest on Investments:	799,600	799,600	770,000
Miscellaneous Revenues:	2,301,142	2,301,142	2,743,764
<b>Total Revenues:</b>	<b>30,769,942</b>	<b>30,769,942</b>	<b>32,957,553</b>
Proceeds from Bond Sales:	0	0	0
Other Financing Sources:	0	0	0
Transfers from Other Funds:	391,431	391,431	155,821
<b>Total Revenues and Other Financing Sources:</b>	<b>31,161,373</b>	<b>31,161,373</b>	<b>33,113,374</b>
<b>CURRENT EXPENDITURES</b>			
General Government:	6,637,904	6,637,904	6,743,238
Public Safety:	3,520,171	3,520,171	3,764,916
Streets and Highways (Excluding Construction):	3,618,920	3,618,920	3,533,967
Sanitation:	1,585,854	1,585,854	1,786,126
Human Services:	8,054,083	8,054,083	9,255,259
Health:	1,641,980	1,641,980	1,645,311
Culture and Recreation:	198,500	198,500	195,000
Conservation of Natural Resources:	1,398,978	1,398,978	1,381,124
Economic Development:	72,500	72,500	0
Miscellaneous Current Expenditures:	0	0	0
<b>Total Current Expenditures:</b>	<b>26,728,890</b>	<b>26,728,890</b>	<b>28,304,941</b>
Debt Service - Principal:	798,000	798,000	1,326,827
Interest and Fiscal Charges:	73,500	73,500	110,668
Streets and Highways Construction:	2,800,000	2,800,000	3,400,000
Capital Outlay:	723,748	723,748	799,409
Other Financing Uses:	0	0	0
Transfers to Other Funds:	0	0	0
<b>Total Expenditures and Other Financing Uses:</b>	<b>31,124,138</b>	<b>31,124,138</b>	<b>33,941,845</b>

Name of County: CHIPPEWA

Budgeted funds: General /Road and Bridge /Human Services

<b>REVENUES</b>	<b>1999 BUDGET</b>	<b>1999 AMENDED</b>	<b>2000 BUDGET</b>
Property Taxes:	4,093,220	4,093,220	4,089,788
All Other Taxes:	0	0	0
Special Assessments:	0	0	0
Licenses and Permits:	4,750	4,750	4,750
Federal Grants:	530,293	907,881	1,896,284
State General Purpose Aid:	978,675	978,675	1,082,545
State Categorical Aid:	3,877,881	3,877,881	4,085,161
Charges for Services:	700,009	700,009	689,758
Fines and Forfeits:	0	0	0
Interest on Investments:	510,000	510,000	553,000
Miscellaneous Revenues:	620,964	620,964	727,848
<b>Total Revenues:</b>	<b>11,315,792</b>	<b>11,693,380</b>	<b>13,129,134</b>
Proceeds from Bond Sales:	0	0	0
Other Financing Sources:	0	0	0
Transfers from Other Funds:	0	0	0
<b>Total Revenues and Other Financing Sources:</b>	<b>11,315,792</b>	<b>11,693,380</b>	<b>13,129,134</b>
<b>CURRENT EXPENDITURES</b>			
General Government:	1,969,605	1,969,605	2,000,026
Public Safety:	1,105,775	1,105,775	1,092,158
Streets and Highways (Excluding Construction):	1,232,000	1,232,000	1,270,000
Sanitation:	351,302	351,302	452,940
Human Services:	3,648,908	3,561,294	3,565,504
Health:	5,000	92,614	97,207
Culture and Recreation:	301,516	301,516	309,980
Conservation of Natural Resources:	330,420	330,420	415,317
Economic Development:	10,000	10,000	10,000
Miscellaneous Current Expenditures:	364,848	364,848	414,654
<b>Total Current Expenditures:</b>	<b>9,319,374</b>	<b>9,319,374</b>	<b>9,627,786</b>
Debt Service - Principal:	0	0	0
Interest and Fiscal Charges:	0	0	0
Streets and Highways Construction:	2,595,000	2,595,000	3,755,000
Capital Outlay:	214,000	214,000	216,000
Other Financing Uses:	0	0	0
Transfers to Other Funds:	0	0	0
<b>Total Expenditures and Other Financing Uses:</b>	<b>12,128,374</b>	<b>12,128,374</b>	<b>13,598,786</b>

Name of County: CHISAGO

Budgeted funds: General /Road and Bridge /Human Services /Other Special Revenue/Debt Service

<b>REVENUES</b>	<b>1999 BUDGET</b>	<b>1999 AMENDED</b>	<b>2000 BUDGET</b>
Property Taxes:	12,275,797	12,275,797	12,778,816
All Other Taxes:	0	0	0
Special Assessments:	122,000	122,000	116,000
Licenses and Permits:	437,550	437,550	557,550
Federal Grants:	2,690,704	2,690,704	2,980,192
State General Purpose Aid:	2,478,958	2,478,958	2,615,652
State Categorical Aid:	8,123,614	8,123,614	12,487,628
Charges for Services:	2,514,414	2,514,414	2,588,711
Fines and Forfeits:	361,800	361,800	354,800
Interest on Investments:	488,000	488,000	519,500
Miscellaneous Revenues:	580,167	580,167	808,765
<b>Total Revenues:</b>	<b>30,073,004</b>	<b>30,073,004</b>	<b>35,807,614</b>
Proceeds from Bond Sales:	0	0	0
Other Financing Sources:	0	0	0
Transfers from Other Funds:	0	0	0
<b>Total Revenues and Other Financing Sources:</b>	<b>30,073,004</b>	<b>30,073,004</b>	<b>35,807,614</b>
<b>CURRENT EXPENDITURES</b>			
General Government:	4,366,076	4,718,966	5,189,199
Public Safety:	3,932,444	4,026,324	4,147,079
Streets and Highways (Excluding Construction):	3,712,027	3,712,027	3,227,120
Sanitation:	404,736	404,736	235,765
Human Services:	7,449,957	7,449,957	7,960,114
Health:	1,553,134	1,553,134	1,726,500
Culture and Recreation:	177,056	177,056	201,549
Conservation of Natural Resources:	382,803	431,652	402,710
Economic Development:	118,512	128,512	126,512
Miscellaneous Current Expenditures:	2,092,800	2,082,660	1,914,267
<b>Total Current Expenditures:</b>	<b>24,189,545</b>	<b>24,685,024</b>	<b>25,130,815</b>
Debt Service - Principal:	1,382,588	1,382,588	1,448,588
Interest and Fiscal Charges:	606,465	606,465	551,309
Streets and Highways Construction:	3,565,000	3,565,000	8,551,000
Capital Outlay:	1,212,696	1,502,362	1,127,361
Other Financing Uses:	0	0	0
Transfers to Other Funds:	0	0	0
<b>Total Expenditures and Other Financing Uses:</b>	<b>30,956,294</b>	<b>31,741,439</b>	<b>36,809,073</b>

Name of County: CLAY

Budgeted funds: General /Road and Bridge /Human Services /Other Special Revenue/Debt Service

<b>REVENUES</b>	<b>1999 BUDGET</b>	<b>1999 AMENDED</b>	<b>2000 BUDGET</b>
Property Taxes:	13,340,119	13,340,119	13,938,086
All Other Taxes:	267,000	267,000	264,000
Special Assessments:	416,585	416,585	433,500
Licenses and Permits:	13,180	13,180	12,930
Federal Grants:	6,293,550	6,293,550	7,839,559
State General Purpose Aid:	1,854,333	1,854,333	1,724,486
State Categorical Aid:	39,826,875	39,826,875	44,770,288
Charges for Services:	1,388,100	1,388,100	1,543,490
Fines and Forfeits:	300,000	300,000	150,000
Interest on Investments:	573,500	573,500	528,750
Miscellaneous Revenues:	565,512	565,512	629,387
<b>Total Revenues:</b>	<b>64,838,754</b>	<b>64,838,754</b>	<b>71,834,476</b>
Proceeds from Bond Sales:	0	0	0
Other Financing Sources:	0	0	0
Transfers from Other Funds:	0	0	0
<b>Total Revenues and Other Financing Sources:</b>	<b>64,838,754</b>	<b>64,838,754</b>	<b>71,834,476</b>
<b>CURRENT EXPENDITURES</b>			
General Government:	4,068,971	4,068,971	4,372,304
Public Safety:	4,565,090	4,565,090	4,906,150
Streets and Highways (Excluding Construction):	3,302,154	3,302,154	3,378,503
Sanitation:	0	0	0
Human Services:	48,083,745	48,083,745	53,997,977
Health:	0	0	0
Culture and Recreation:	300,516	300,516	312,898
Conservation of Natural Resources:	384,096	384,096	397,584
Economic Development:	329,199	329,199	380,651
Miscellaneous Current Expenditures:	423,089	423,089	587,849
<b>Total Current Expenditures:</b>	<b>61,456,860</b>	<b>61,456,860</b>	<b>68,333,916</b>
Debt Service - Principal:	274,310	274,310	315,720
Interest and Fiscal Charges:	174,047	174,047	249,263
Streets and Highways Construction:	2,493,510	2,493,510	2,566,504
Capital Outlay:	0	0	0
Other Financing Uses:	0	0	0
Transfers to Other Funds:	400,990	400,990	365,277
<b>Total Expenditures and Other Financing Uses:</b>	<b>64,799,717</b>	<b>64,799,717</b>	<b>71,830,680</b>

Name of County: CLEARWATER

Budgeted funds: General /Road and Bridge /Human Services /Other Special Revenue/Debt Service/Capital Project

<b>REVENUES</b>	<b>1999 BUDGET</b>	<b>1999 AMENDED</b>	<b>2000 BUDGET</b>
Property Taxes:	3,980,409	0	4,250,934
All Other Taxes:	59,600	0	53,100
Special Assessments:	371,697	0	410,000
Licenses and Permits:	8,015	0	7,962
Federal Grants:	1,658,667	0	930,011
State General Purpose Aid:	402,357	0	375,291
State Categorical Aid:	3,751,715	0	5,471,635
Charges for Services:	438,950	0	479,280
Fines and Forfeits:	47,200	0	49,600
Interest on Investments:	323,300	0	317,910
Miscellaneous Revenues:	285,652	0	786,318
<b>Total Revenues:</b>	<b>11,327,562</b>	<b>0</b>	<b>13,132,041</b>
Proceeds from Bond Sales:	434,000	0	0
Other Financing Sources:	0	0	0
Transfers from Other Funds:	0	0	0
<b>Total Revenues and Other Financing Sources:</b>	<b>11,761,562</b>	<b>0</b>	<b>13,132,041</b>
<b>CURRENT EXPENDITURES</b>			
General Government:	1,409,529	0	1,626,830
Public Safety:	1,349,927	0	1,399,899
Streets and Highways (Excluding Construction):	1,507,977	0	1,814,799
Sanitation:	567,141	0	609,387
Human Services:	4,208,979	0	5,462,756
Health:	15,000	0	20,000
Culture and Recreation:	202,113	0	212,809
Conservation of Natural Resources:	371,728	0	402,927
Economic Development:	54,475	0	56,100
Miscellaneous Current Expenditures:	338,143	0	273,161
<b>Total Current Expenditures:</b>	<b>10,025,012</b>	<b>0</b>	<b>11,878,668</b>
Debt Service - Principal:	0	0	20,000
Interest and Fiscal Charges:	0	0	21,458
Streets and Highways Construction:	1,910,000	0	1,100,000
Capital Outlay:	318,000	0	309,000
Other Financing Uses:	0	0	0
Transfers to Other Funds:	0	0	0
<b>Total Expenditures and Other Financing Uses:</b>	<b>12,253,012</b>	<b>0</b>	<b>13,329,126</b>

Name of County: COOK

Budgeted funds: General /Road and Bridge /Human Services /Other Special Revenue/Debt Service/Capital Project

<b>REVENUES</b>	<b>1999 BUDGET</b>	<b>1999 AMENDED</b>	<b>2000 BUDGET</b>
Property Taxes:	3,328,075	3,328,075	3,316,947
All Other Taxes:	364,903	364,903	375,603
Special Assessments:	0	0	0
Licenses and Permits:	52,160	52,160	57,300
Federal Grants:	1,033,026	1,033,026	2,396,508
State General Purpose Aid:	955,229	955,229	1,167,893
State Categorical Aid:	3,136,157	3,136,157	3,172,635
Charges for Services:	426,487	426,487	418,095
Fines and Forfeits:	43,800	43,800	59,300
Interest on Investments:	450,100	450,100	450,050
Miscellaneous Revenues:	315,411	315,411	241,339
<b>Total Revenues:</b>	<b>10,105,348</b>	<b>10,105,348</b>	<b>11,655,670</b>
Proceeds from Bond Sales:	0	0	0
Other Financing Sources:	0	0	0
Transfers from Other Funds:	477,658	477,658	477,658
<b>Total Revenues and Other Financing Sources:</b>	<b>10,583,006</b>	<b>10,583,006</b>	<b>12,133,328</b>
<b>CURRENT EXPENDITURES</b>			
General Government:	2,172,830	2,172,830	2,333,606
Public Safety:	1,352,283	1,352,283	1,446,022
Streets and Highways (Excluding Construction):	1,615,458	1,615,458	1,705,184
Sanitation:	462,477	462,477	415,572
Human Services:	1,276,094	1,276,094	1,461,172
Health:	270,841	270,841	104,225
Culture and Recreation:	121,472	121,472	232,943
Conservation of Natural Resources:	105,240	105,240	123,206
Economic Development:	101,000	101,000	119,800
Miscellaneous Current Expenditures:	99,452	99,452	4,050
<b>Total Current Expenditures:</b>	<b>7,577,147</b>	<b>7,577,147</b>	<b>7,945,780</b>
Debt Service - Principal:	531,164	531,164	599,811
Interest and Fiscal Charges:	624,697	624,697	639,005
Streets and Highways Construction:	1,768,299	1,768,299	2,998,091
Capital Outlay:	647,680	647,680	357,250
Other Financing Uses:	0	0	0
Transfers to Other Funds:	0	0	0
<b>Total Expenditures and Other Financing Uses:</b>	<b>11,148,987</b>	<b>11,148,987</b>	<b>12,539,937</b>

Name of County: COTTONWOOD

Budgeted funds: General /Road and Bridge /Human Services /Other Special Revenue/Debt Service/Capital Project

<b>REVENUES</b>	<b>1999 BUDGET</b>	<b>1999 AMENDED</b>	<b>2000 BUDGET</b>
Property Taxes:	4,355,723	0	4,467,682
All Other Taxes:	3,800	0	0
Special Assessments:	90,715	0	105,834
Licenses and Permits:	21,174	0	4,768
Federal Grants:	1,390,565	0	784,607
State General Purpose Aid:	1,240,279	0	987,938
State Categorical Aid:	2,972,396	0	3,353,786
Charges for Services:	176,820	0	688,400
Fines and Forfeits:	50,000	0	50,000
Interest on Investments:	209,000	0	237,700
Miscellaneous Revenues:	1,687,446	0	350,639
<b>Total Revenues:</b>	<b>12,197,918</b>	<b>0</b>	<b>11,031,354</b>
Proceeds from Bond Sales:	0	0	0
Other Financing Sources:	0	0	0
Transfers from Other Funds:	206,300	0	0
<b>Total Revenues and Other Financing Sources:</b>	<b>12,404,218</b>	<b>0</b>	<b>11,031,354</b>
<b>CURRENT EXPENDITURES</b>			
General Government:	2,078,757	0	915,385
Public Safety:	864,817	0	1,210,095
Streets and Highways (Excluding Construction):	1,686,817	0	957,400
Sanitation:	341,392	0	861,902
Human Services:	3,306,891	0	3,374,314
Health:	86,538	0	89,134
Culture and Recreation:	247,694	0	93,081
Conservation of Natural Resources:	249,525	0	345,988
Economic Development:	3,060	0	3,655
Miscellaneous Current Expenditures:	0	0	118,520
<b>Total Current Expenditures:</b>	<b>8,865,491</b>	<b>0</b>	<b>7,969,474</b>
Debt Service - Principal:	544,879	0	625,000
Interest and Fiscal Charges:	25,000	0	100,445
Streets and Highways Construction:	2,696,200	0	2,075,000
Capital Outlay:	140,950	0	179,724
Other Financing Uses:	0	0	0
Transfers to Other Funds:	70,000	0	0
<b>Total Expenditures and Other Financing Uses:</b>	<b>12,342,520</b>	<b>0</b>	<b>10,949,643</b>

Name of County: CROW WING

Budgeted funds: General /Road and Bridge /Human Services /Other Special Revenue/Debt Service

<b>REVENUES</b>	<b>1999 BUDGET</b>	<b>1999 AMENDED</b>	<b>2000 BUDGET</b>
Property Taxes:	14,404,697	14,404,697	15,755,388
All Other Taxes:	416,000	416,000	199,000
Special Assessments:	45,000	386,338	492,296
Licenses and Permits:	432,997	432,997	411,900
Federal Grants:	4,799,406	4,799,406	5,347,870
State General Purpose Aid:	1,754,314	1,754,314	2,554,743
State Categorical Aid:	8,995,983	9,024,666	9,377,502
Charges for Services:	2,654,931	2,701,062	2,994,146
Fines and Forfeits:	356,242	356,242	185,940
Interest on Investments:	985,000	985,000	1,300,000
Miscellaneous Revenues:	1,202,560	1,202,560	1,195,025
<b>Total Revenues:</b>	<b>36,047,130</b>	<b>36,463,282</b>	<b>39,813,810</b>
Proceeds from Bond Sales:	0	0	0
Other Financing Sources:	0	0	0
Transfers from Other Funds:	0	124,186	0
<b>Total Revenues and Other Financing Sources:</b>	<b>36,047,130</b>	<b>36,587,468</b>	<b>39,813,810</b>
<b>CURRENT EXPENDITURES</b>			
General Government:	8,242,716	8,573,360	8,250,374
Public Safety:	5,230,641	5,404,744	6,470,627
Streets and Highways (Excluding Construction):	4,793,180	4,793,180	4,952,961
Sanitation:	0	0	0
Human Services:	13,732,517	13,732,517	14,716,507
Health:	1,644,274	1,718,060	1,746,772
Culture and Recreation:	425,894	430,607	432,852
Conservation of Natural Resources:	709,490	1,053,707	1,144,971
Economic Development:	68,902	68,902	68,902
Miscellaneous Current Expenditures:	0	0	0
<b>Total Current Expenditures:</b>	<b>34,847,614</b>	<b>35,775,077</b>	<b>37,783,966</b>
Debt Service - Principal:	340,000	340,000	530,000
Interest and Fiscal Charges:	54,125	54,125	325,155
Streets and Highways Construction:	2,500,000	2,500,000	2,500,000
Capital Outlay:	0	0	0
Other Financing Uses:	0	0	0
Transfers to Other Funds:	0	0	0
<b>Total Expenditures and Other Financing Uses:</b>	<b>37,741,739</b>	<b>38,669,202</b>	<b>41,139,121</b>

Name of County: DAKOTA

Budgeted funds: General /Road and Bridge /Human Services /Other Special Revenue/Debt Service/Capital Project

<b>REVENUES</b>	<b>1999 BUDGET</b>	<b>1999 AMENDED</b>	<b>2000 BUDGET</b>
Property Taxes:	79,449,303	79,449,303	82,893,426
All Other Taxes:	1,113,000	1,113,000	1,034,000
Special Assessments:	0	0	0
Licenses and Permits:	620,000	620,000	624,035
Federal Grants:	23,240,938	23,491,620	29,046,580
State General Purpose Aid:	11,465,785	11,465,785	12,550,132
State Categorical Aid:	31,510,082	33,776,476	33,233,685
Charges for Services:	28,032,961	29,751,281	30,802,490
Fines and Forfeits:	1,228,136	1,228,136	1,168,135
Interest on Investments:	1,680,000	0	206,433
Miscellaneous Revenues:	27,385,924	29,900,153	37,122,130
<b>Total Revenues:</b>	<b>205,726,129</b>	<b>210,795,754</b>	<b>228,681,046</b>
Proceeds from Bond Sales:	1,800,000	1,800,000	7,970,000
Other Financing Sources:	0	0	0
Transfers from Other Funds:	0	0	336,433
<b>Total Revenues and Other Financing Sources:</b>	<b>207,526,129</b>	<b>212,595,754</b>	<b>236,987,479</b>
<b>CURRENT EXPENDITURES</b>			
General Government:	50,045,147	52,460,708	52,120,347
Public Safety:	11,222,858	11,515,508	11,960,776
Streets and Highways (Excluding Construction):	5,938,454	6,212,280	6,278,436
Sanitation:	5,603,508	5,621,592	5,901,443
Human Services:	63,071,839	66,515,820	66,539,479
Health:	7,323,031	8,018,600	8,186,816
Culture and Recreation:	9,968,157	10,509,655	11,471,505
Conservation of Natural Resources:	1,245,027	1,436,681	1,423,582
Economic Development:	2,952,132	3,160,718	2,529,096
Miscellaneous Current Expenditures:	0	0	0
<b>Total Current Expenditures:</b>	<b>157,370,153</b>	<b>165,451,562</b>	<b>166,411,480</b>
Debt Service - Principal:	3,505,000	3,505,000	35,750,000
Interest and Fiscal Charges:	2,531,030	2,531,030	2,837,933
Streets and Highways Construction:	48,229,958	54,677,098	53,584,420
Capital Outlay:	27,683,420	29,156,579	30,821,270
Other Financing Uses:	0	0	0
Transfers to Other Funds:	0	83,540	70,609
<b>Total Expenditures and Other Financing Uses:</b>	<b>239,319,561</b>	<b>255,404,809</b>	<b>289,475,712</b>

Name of County: DODGE

Budgeted funds: General /Road and Bridge /Human Services /Other Special Revenue/Debt Service/Capital Project

<b>REVENUES</b>	<b>1999 BUDGET</b>	<b>1999 AMENDED</b>	<b>2000 BUDGET</b>
Property Taxes:	4,074,686	4,074,686	4,369,594
All Other Taxes:	30,000	30,000	50,000
Special Assessments:	143,312	143,312	84,668
Licenses and Permits:	240,272	240,272	105,530
Federal Grants:	5,213,921	5,213,921	853,779
State General Purpose Aid:	1,299,061	1,299,061	1,406,778
State Categorical Aid:	6,066,146	6,066,146	4,170,504
Charges for Services:	1,849,482	1,849,482	1,856,916
Fines and Forfeits:	67,350	67,350	76,053
Interest on Investments:	154,020	154,020	161,230
Miscellaneous Revenues:	346,813	346,813	142,450
<b>Total Revenues:</b>	<b>19,485,063</b>	<b>19,485,063</b>	<b>13,277,502</b>
Proceeds from Bond Sales:	0	0	0
Other Financing Sources:	0	0	0
Transfers from Other Funds:	0	0	0
<b>Total Revenues and Other Financing Sources:</b>	<b>19,485,063</b>	<b>19,485,063</b>	<b>13,277,502</b>
<b>CURRENT EXPENDITURES</b>			
General Government:	1,997,380	2,023,212	2,484,789
Public Safety:	1,821,281	1,829,469	1,890,153
Streets and Highways (Excluding Construction):	1,757,758	1,757,758	1,744,989
Sanitation:	809,665	809,665	913,111
Human Services:	9,903,192	9,903,192	2,669,530
Health:	605,619	605,619	688,447
Culture and Recreation:	124,300	124,300	143,820
Conservation of Natural Resources:	204,724	204,724	345,505
Economic Development:	119,396	119,396	85,309
Miscellaneous Current Expenditures:	5,287	5,287	3,875
<b>Total Current Expenditures:</b>	<b>17,348,602</b>	<b>17,382,622</b>	<b>10,969,528</b>
Debt Service - Principal:	150,607	150,607	146,483
Interest and Fiscal Charges:	137,204	137,204	152,204
Streets and Highways Construction:	1,710,000	1,710,000	2,125,000
Capital Outlay:	133,250	133,250	93,700
Other Financing Uses:	0	0	0
Transfers to Other Funds:	0	340,272	0
<b>Total Expenditures and Other Financing Uses:</b>	<b>19,479,663</b>	<b>19,853,955</b>	<b>13,486,915</b>

Name of County: DOUGLAS

Budgeted funds: General /Road and Bridge /Human Services /Other Special Revenue/Debt Service

<b>REVENUES</b>	<b>1999 BUDGET</b>	<b>1999 AMENDED</b>	<b>2000 BUDGET</b>
Property Taxes:	9,820,767	9,820,767	9,595,556
All Other Taxes:	90,800	90,800	86,500
Special Assessments:	0	0	0
Licenses and Permits:	691,555	691,555	472,788
Federal Grants:	1,914,754	1,914,754	2,709,408
State General Purpose Aid:	3,134,828	3,194,828	3,305,982
State Categorical Aid:	3,953,517	3,953,517	5,311,331
Charges for Services:	1,883,092	1,883,092	2,068,290
Fines and Forfeits:	291,221	291,221	185,800
Interest on Investments:	425,000	425,000	589,400
Miscellaneous Revenues:	482,018	482,018	937,217
<b>Total Revenues:</b>	<b>22,687,552</b>	<b>22,747,552</b>	<b>25,262,272</b>
Proceeds from Bond Sales:	0	0	0
Other Financing Sources:	0	0	0
Transfers from Other Funds:	0	0	255,000
<b>Total Revenues and Other Financing Sources:</b>	<b>22,687,552</b>	<b>22,747,552</b>	<b>25,517,272</b>
<b>CURRENT EXPENDITURES</b>			
General Government:	4,433,560	4,466,404	5,066,775
Public Safety:	2,928,951	3,148,431	3,563,384
Streets and Highways (Excluding Construction):	2,864,000	2,864,000	2,926,000
Sanitation:	5,000	5,000	1,000
Human Services:	6,933,477	6,933,477	7,382,545
Health:	250,000	250,000	2,204,445
Culture and Recreation:	626,860	626,860	681,050
Conservation of Natural Resources:	275,461	275,461	341,209
Economic Development:	25,000	25,000	26,735
Miscellaneous Current Expenditures:	505,750	505,750	0
<b>Total Current Expenditures:</b>	<b>18,848,059</b>	<b>19,100,383</b>	<b>22,193,143</b>
Debt Service - Principal:	591,250	591,250	616,250
Interest and Fiscal Charges:	375,991	375,991	255,562
Streets and Highways Construction:	2,470,000	2,470,000	2,984,000
Capital Outlay:	583,355	583,355	623,720
Other Financing Uses:	0	0	0
Transfers to Other Funds:	0	0	255,000
<b>Total Expenditures and Other Financing Uses:</b>	<b>22,868,655</b>	<b>23,120,979</b>	<b>26,927,675</b>

Name of County: FARIBAULT

Budgeted funds: General /Road and Bridge /Human Services /Other Special Revenue/Debt Service

<b>REVENUES</b>	<b>1999 BUDGET</b>	<b>1999 AMENDED</b>	<b>2000 BUDGET</b>
Property Taxes:	4,482,051	4,482,051	4,507,815
All Other Taxes:	39,000	39,000	64,000
Special Assessments:	30,000	280,000	280,000
Licenses and Permits:	970	970	970
Federal Grants:	30,000	30,000	30,000
State General Purpose Aid:	995,599	995,599	1,295,844
State Categorical Aid:	4,170,503	4,170,503	4,173,849
Charges for Services:	265,600	265,600	276,600
Fines and Forfeits:	69,000	69,000	49,000
Interest on Investments:	215,350	215,350	238,350
Miscellaneous Revenues:	176,200	176,200	232,200
<b>Total Revenues:</b>	<b>10,474,273</b>	<b>10,724,273</b>	<b>11,148,628</b>
Proceeds from Bond Sales:	0	0	0
Other Financing Sources:	465,700	465,700	492,430
Transfers from Other Funds:	0	0	0
<b>Total Revenues and Other Financing Sources:</b>	<b>10,939,973</b>	<b>11,189,973</b>	<b>11,641,058</b>
<b>CURRENT EXPENDITURES</b>			
General Government:	1,552,625	1,552,625	1,475,525
Public Safety:	1,112,390	1,112,390	1,229,190
Streets and Highways (Excluding Construction):	2,076,500	2,076,500	2,059,436
Sanitation:	105,750	105,750	105,750
Human Services:	1,259,914	1,259,914	1,248,452
Health:	0	0	0
Culture and Recreation:	316,361	316,361	294,831
Conservation of Natural Resources:	276,632	526,632	526,632
Economic Development:	108,000	108,000	110,000
Miscellaneous Current Expenditures:	573,352	573,352	552,018
<b>Total Current Expenditures:</b>	<b>7,381,524</b>	<b>7,631,524</b>	<b>7,601,834</b>
Debt Service - Principal:	370,000	370,000	395,000
Interest and Fiscal Charges:	311,450	311,450	236,105
Streets and Highways Construction:	2,008,000	2,008,000	3,288,988
Capital Outlay:	471,500	471,500	364,328
Other Financing Uses:	0	0	0
Transfers to Other Funds:	0	0	0
<b>Total Expenditures and Other Financing Uses:</b>	<b>10,542,474</b>	<b>10,792,474</b>	<b>11,886,255</b>



Name of County: FILLMORE

Budgeted funds: General /Road and Bridge /Human Services /Debt Service

<b>REVENUES</b>	<b>1999 BUDGET</b>	<b>1999 AMENDED</b>	<b>2000 BUDGET</b>
Property Taxes:	4,226,885	4,226,885	4,406,423
All Other Taxes:	216,763	216,763	207,635
Special Assessments:	0	0	0
Licenses and Permits:	46,645	46,645	41,378
Federal Grants:	9,180,251	9,180,251	9,532,648
State General Purpose Aid:	1,289,590	1,289,590	1,386,403
State Categorical Aid:	0	0	0
Charges for Services:	1,643,393	1,643,393	1,693,635
Fines and Forfeits:	89,000	89,000	104,300
Interest on Investments:	325,000	325,000	375,000
Miscellaneous Revenues:	142,316	142,316	188,063
<b>Total Revenues:</b>	<b>17,159,843</b>	<b>17,159,843</b>	<b>17,935,485</b>
Proceeds from Bond Sales:	0	0	0
Other Financing Sources:	17,515	17,515	7,401
Transfers from Other Funds:	96,398	96,398	0
<b>Total Revenues and Other Financing Sources:</b>	<b>17,273,756</b>	<b>17,273,756</b>	<b>17,942,886</b>
<b>CURRENT EXPENDITURES</b>			
General Government:	2,366,694	2,366,694	2,494,134
Public Safety:	1,688,823	1,688,823	1,746,279
Streets and Highways (Excluding Construction):	2,522,755	2,522,755	3,233,729
Sanitation:	621,565	621,565	660,153
Human Services:	3,205,847	3,205,847	3,313,415
Health:	1,128,115	1,128,115	1,164,087
Culture and Recreation:	146,772	146,772	169,084
Conservation of Natural Resources:	545,965	545,965	570,054
Economic Development:	0	0	0
Miscellaneous Current Expenditures:	126,300	126,300	160,100
<b>Total Current Expenditures:</b>	<b>12,352,836</b>	<b>12,352,836</b>	<b>13,511,035</b>
Debt Service - Principal:	115,385	115,385	122,492
Interest and Fiscal Charges:	31,830	31,830	25,309
Streets and Highways Construction:	4,773,705	4,773,705	4,650,000
Capital Outlay:	0	0	0
Other Financing Uses:	0	0	0
Transfers to Other Funds:	0	0	0
<b>Total Expenditures and Other Financing Uses:</b>	<b>17,273,756</b>	<b>17,273,756</b>	<b>18,308,836</b>

Name of County: FREEBORN

Budgeted funds: General /Road and Bridge /Human Services /Other Special Revenue/Capital Project

<b>REVENUES</b>	<b>1999 BUDGET</b>	<b>1999 AMENDED</b>	<b>2000 BUDGET</b>
Property Taxes:	7,329,684	7,329,684	7,357,522
All Other Taxes:	0	0	0
Special Assessments:	508,002	508,002	749,129
Licenses and Permits:	14,500	14,500	16,000
Federal Grants:	3,319,265	3,319,265	3,291,138
State General Purpose Aid:	1,876,867	1,876,867	2,087,158
State Categorical Aid:	6,878,267	6,878,267	7,202,582
Charges for Services:	1,739,500	1,739,500	1,817,700
Fines and Forfeits:	242,000	242,000	255,000
Interest on Investments:	749,000	749,000	725,000
Miscellaneous Revenues:	982,363	982,363	859,563
<b>Total Revenues:</b>	<b>23,639,448</b>	<b>23,639,448</b>	<b>24,360,792</b>
Proceeds from Bond Sales:	0	0	0
Other Financing Sources:	184,000	184,000	184,000
Transfers from Other Funds:	0	0	0
<b>Total Revenues and Other Financing Sources:</b>	<b>23,823,448</b>	<b>23,823,448</b>	<b>24,544,792</b>
<b>CURRENT EXPENDITURES</b>			
General Government:	3,152,692	3,152,692	4,127,167
Public Safety:	2,349,002	2,349,002	2,487,813
Streets and Highways (Excluding Construction):	2,642,969	2,642,969	2,709,269
Sanitation:	379,432	379,432	385,190
Human Services:	10,098,780	10,098,780	9,977,915
Health:	1,074,619	1,074,619	1,047,349
Culture and Recreation:	411,350	411,350	355,832
Conservation of Natural Resources:	1,108,692	1,108,692	1,091,390
Economic Development:	0	0	0
Miscellaneous Current Expenditures:	884,650	884,650	397,582
<b>Total Current Expenditures:</b>	<b>22,102,186</b>	<b>22,102,186</b>	<b>22,579,507</b>
Debt Service - Principal:	160,000	160,000	170,000
Interest and Fiscal Charges:	26,118	26,118	20,980
Streets and Highways Construction:	2,747,000	2,747,000	2,746,000
Capital Outlay:	396,500	396,500	428,456
Other Financing Uses:	0	0	0
Transfers to Other Funds:	6,000	6,000	6,000
<b>Total Expenditures and Other Financing Uses:</b>	<b>25,437,804</b>	<b>25,437,804</b>	<b>25,950,943</b>

Name of County: GOODHUE

Budgeted funds: General /Road and Bridge /Human Services /Other Special Revenue/Debt Service

<b>REVENUES</b>	<b>1999 BUDGET</b>	<b>1999 AMENDED</b>	<b>2000 BUDGET</b>
Property Taxes:	14,992,924	0	17,025,005
All Other Taxes:	0	0	0
Special Assessments:	0	0	0
Licenses and Permits:	337,120	0	347,730
Federal Grants:	2,025,000	0	2,381,500
State General Purpose Aid:	1,080,023	0	1,040,152
State Categorical Aid:	8,657,979	0	9,916,490
Charges for Services:	2,108,431	0	2,803,572
Fines and Forfeits:	273,100	0	317,000
Interest on Investments:	564,500	0	568,500
Miscellaneous Revenues:	844,250	0	937,150
<b>Total Revenues:</b>	<b>30,883,327</b>	<b>0</b>	<b>35,337,099</b>
Proceeds from Bond Sales:	0	0	0
Other Financing Sources:	1,145,161	0	1,011,713
Transfers from Other Funds:	0	0	0
<b>Total Revenues and Other Financing Sources:</b>	<b>32,028,488</b>	<b>0</b>	<b>36,348,812</b>
<b>CURRENT EXPENDITURES</b>			
General Government:	4,162,765	0	4,165,761
Public Safety:	5,011,925	0	6,453,087
Streets and Highways (Excluding Construction):	3,209,226	0	3,521,386
Sanitation:	450,445	0	433,381
Human Services:	7,500,000	0	8,399,999
Health:	2,770,933	0	3,197,991
Culture and Recreation:	289,255	0	290,755
Conservation of Natural Resources:	442,649	0	464,223
Economic Development:	607,861	0	679,637
Miscellaneous Current Expenditures:	0	0	0
<b>Total Current Expenditures:</b>	<b>24,445,059</b>	<b>0</b>	<b>27,606,220</b>
Debt Service - Principal:	1,380,000	0	1,675,814
Interest and Fiscal Charges:	1,242,029	0	1,376,278
Streets and Highways Construction:	4,961,400	0	5,690,500
Capital Outlay:	0	0	0
Other Financing Uses:	0	0	0
Transfers to Other Funds:	0	0	0
<b>Total Expenditures and Other Financing Uses:</b>	<b>32,028,488</b>	<b>0</b>	<b>36,348,812</b>

Name of County: GRANT

Budgeted funds: N/A

<b>REVENUES</b>	<b>1999 BUDGET</b>	<b>1999 AMENDED</b>	<b>2000 BUDGET</b>
Property Taxes:	2,367,090	0	2,348,803
All Other Taxes:	80,920	0	80,920
Special Assessments:	0	0	0
Licenses and Permits:	35	0	35
Federal Grants:	488,939	0	544,954
State General Purpose Aid:	691,898	0	680,484
State Categorical Aid:	2,540,014	0	2,876,412
Charges for Services:	825,919	0	727,961
Fines and Forfeits:	10,000	0	0
Interest on Investments:	60,000	0	60,000
Miscellaneous Revenues:	411,571	0	271,917
<b>Total Revenues:</b>	<b>7,476,386</b>	<b>0</b>	<b>7,591,486</b>
Proceeds from Bond Sales:	0	0	0
Other Financing Sources:	0	0	0
Transfers from Other Funds:	0	0	0
<b>Total Revenues and Other Financing Sources:</b>	<b>7,476,386</b>	<b>0</b>	<b>7,591,486</b>
<b>CURRENT EXPENDITURES</b>			
General Government:	1,567,926	0	1,356,760
Public Safety:	702,939	0	703,702
Streets and Highways (Excluding Construction):	1,098,054	0	1,594,805
Sanitation:	0	0	0
Human Services:	1,853,891	0	1,900,716
Health:	695,012	0	656,975
Culture and Recreation:	63,592	0	61,264
Conservation of Natural Resources:	81,271	0	82,802
Economic Development:	20,000	0	20,000
Miscellaneous Current Expenditures:	0	0	0
<b>Total Current Expenditures:</b>	<b>6,082,685</b>	<b>0</b>	<b>6,377,024</b>
Debt Service - Principal:	75,000	0	80,000
Interest and Fiscal Charges:	8,930	0	5,480
Streets and Highways Construction:	1,057,910	0	973,300
Capital Outlay:	300,000	0	300,000
Other Financing Uses:	0	0	0
Transfers to Other Funds:	0	0	0
<b>Total Expenditures and Other Financing Uses:</b>	<b>7,524,525</b>	<b>0</b>	<b>7,735,804</b>

Name of County: HENNEPIN

Budgeted funds: General /Road and Bridge /Human Services /Other Special Revenue/Debt Service/Capital Project

<b>REVENUES</b>	<b>1999 BUDGET</b>	<b>1999 AMENDED</b>	<b>2000 BUDGET</b>
Property Taxes:	399,194,269	399,155,350	408,376,469
All Other Taxes:	1,390,589	1,390,589	1,700,432
Special Assessments:	0	0	0
Licenses and Permits:	3,708,875	3,708,875	3,642,375
Federal Grants:	113,054,346	132,862,487	147,960,801
State General Purpose Aid:	35,912,452	35,912,452	39,419,203
State Categorical Aid:	168,385,042	157,146,717	193,371,045
Charges for Services:	83,111,545	78,093,079	90,483,849
Fines and Forfeits:	2,102,462	2,102,462	2,498,700
Interest on Investments:	19,915,872	19,915,872	20,250,300
Miscellaneous Revenues:	132,379,655	133,349,355	143,509,919
<b>Total Revenues:</b>	<b>959,155,107</b>	<b>963,637,238</b>	<b>1,051,213,093</b>
Proceeds from Bond Sales:	0	0	0
Other Financing Sources:	0	0	0
Transfers from Other Funds:	0	0	0
<b>Total Revenues and Other Financing Sources:</b>	<b>959,155,107</b>	<b>963,637,238</b>	<b>1,051,213,093</b>
<b>CURRENT EXPENDITURES</b>			
General Government:	70,663,885	70,030,869	78,305,969
Public Safety:	208,546,963	214,958,927	222,282,672
Streets and Highways (Excluding Construction):	18,432,477	18,432,477	18,913,903
Sanitation:	0	0	0
Human Services:	386,636,466	389,815,223	435,194,164
Health:	47,090,493	47,896,014	50,266,248
Culture and Recreation:	29,251,082	29,233,963	30,445,270
Conservation of Natural Resources:	1,289,424	1,522,618	1,373,819
Economic Development:	50,000	50,000	50,000
Miscellaneous Current Expenditures:	27,234,666	27,392,690	29,942,878
<b>Total Current Expenditures:</b>	<b>789,195,456</b>	<b>799,332,781</b>	<b>866,774,923</b>
Debt Service - Principal:	23,600,244	23,915,000	23,717,234
Interest and Fiscal Charges:	8,245,078	8,245,078	10,911,694
Streets and Highways Construction:	3,144,811	3,144,811	3,114,171
Capital Outlay:	134,969,518	128,999,568	146,695,071
Other Financing Uses:	0	0	0
Transfers to Other Funds:	0	0	0
<b>Total Expenditures and Other Financing Uses:</b>	<b>959,155,107</b>	<b>963,637,238</b>	<b>1,051,213,093</b>

Name of County: HOUSTON

Budgeted funds: General /Road and Bridge /Human Services

<b>REVENUES</b>	<b>1999 BUDGET</b>	<b>1999 AMENDED</b>	<b>2000 BUDGET</b>
Property Taxes:	3,862,394	0	3,955,272
All Other Taxes:	118,235	0	111,123
Special Assessments:	0	0	0
Licenses and Permits:	26,520	0	33,070
Federal Grants:	1,133,446	0	1,222,116
State General Purpose Aid:	1,293,814	0	1,374,717
State Categorical Aid:	7,935,291	0	7,227,973
Charges for Services:	1,446,763	0	1,581,844
Fines and Forfeits:	74,400	0	77,000
Interest on Investments:	204,100	0	307,300
Miscellaneous Revenues:	436,625	0	414,700
<b>Total Revenues:</b>	<b>16,531,588</b>	<b>0</b>	<b>16,305,115</b>
Proceeds from Bond Sales:	0	0	0
Other Financing Sources:	0	0	0
Transfers from Other Funds:	386,868	0	740,625
<b>Total Revenues and Other Financing Sources:</b>	<b>16,918,456</b>	<b>0</b>	<b>17,045,740</b>
<b>CURRENT EXPENDITURES</b>			
General Government:	2,254,471	0	2,305,683
Public Safety:	1,365,473	0	1,534,601
Streets and Highways (Excluding Construction):	2,361,694	0	2,864,291
Sanitation:	644,964	0	695,853
Human Services:	3,461,919	0	3,817,369
Health:	1,178,866	0	1,196,407
Culture and Recreation:	181,547	0	181,997
Conservation of Natural Resources:	275,768	0	278,988
Economic Development:	32,151	0	107,822
Miscellaneous Current Expenditures:	178,070	0	190,770
<b>Total Current Expenditures:</b>	<b>11,934,923</b>	<b>0</b>	<b>13,173,781</b>
Debt Service - Principal:	0	0	0
Interest and Fiscal Charges:	0	0	0
Streets and Highways Construction:	4,983,533	0	3,871,959
Capital Outlay:	0	0	0
Other Financing Uses:	0	0	0
Transfers to Other Funds:	0	0	0
<b>Total Expenditures and Other Financing Uses:</b>	<b>16,918,456</b>	<b>0</b>	<b>17,045,740</b>

Name of County: HUBBARD

Budgeted funds: General /Road and Bridge /Human Services /Other Special Revenue

<b>REVENUES</b>	<b>1999 BUDGET</b>	<b>1999 AMENDED</b>	<b>2000 BUDGET</b>
Property Taxes:	4,804,482	0	4,870,611
All Other Taxes:	294,507	0	368,560
Special Assessments:	1,231,644	0	1,384,629
Licenses and Permits:	153,140	0	136,440
Federal Grants:	1,424,821	0	1,981,895
State General Purpose Aid:	828,691	0	831,170
State Categorical Aid:	4,456,390	0	4,702,868
Charges for Services:	512,675	0	543,543
Fines and Forfeits:	745,600	0	725,000
Interest on Investments:	375,000	0	445,000
Miscellaneous Revenues:	601,576	0	608,956
<b>Total Revenues:</b>	<b>15,428,526</b>	<b>0</b>	<b>16,598,672</b>
Proceeds from Bond Sales:	0	0	0
Other Financing Sources:	0	0	0
Transfers from Other Funds:	138,609	0	138,700
<b>Total Revenues and Other Financing Sources:</b>	<b>15,567,135</b>	<b>0</b>	<b>16,737,372</b>
<b>CURRENT EXPENDITURES</b>			
General Government:	3,057,527	0	3,085,507
Public Safety:	1,763,719	0	1,849,220
Streets and Highways (Excluding Construction):	2,420,300	0	2,500,600
Sanitation:	1,354,563	0	1,540,929
Human Services:	4,845,607	0	5,335,695
Health:	86,104	0	86,104
Culture and Recreation:	92,430	0	83,288
Conservation of Natural Resources:	873,746	0	1,084,340
Economic Development:	19,100	0	19,100
Miscellaneous Current Expenditures:	0	0	0
<b>Total Current Expenditures:</b>	<b>14,513,096</b>	<b>0</b>	<b>15,584,783</b>
Debt Service - Principal:	0	0	0
Interest and Fiscal Charges:	0	0	0
Streets and Highways Construction:	1,743,000	0	1,628,100
Capital Outlay:	476,850	0	444,189
Other Financing Uses:	0	0	0
Transfers to Other Funds:	80,000	0	80,000
<b>Total Expenditures and Other Financing Uses:</b>	<b>16,812,946</b>	<b>0</b>	<b>17,737,072</b>

Name of County: ISANTI

Budgeted funds: N/A

<b>REVENUES</b>	<b>1999 BUDGET</b>	<b>1999 AMENDED</b>	<b>2000 BUDGET</b>
Property Taxes:	7,511,468	0	7,893,808
All Other Taxes:	0	0	69,500
Special Assessments:	0	0	0
Licenses and Permits:	229,484	0	234,384
Federal Grants:	2,115,731	0	2,620,919
State General Purpose Aid:	2,071,553	0	2,172,431
State Categorical Aid:	6,385,634	0	6,897,003
Charges for Services:	1,144,851	0	1,792,868
Fines and Forfeits:	187,000	0	230,300
Interest on Investments:	400,000	0	501,400
Miscellaneous Revenues:	712,988	0	492,216
<b>Total Revenues:</b>	<b>20,758,709</b>	<b>0</b>	<b>22,904,829</b>
Proceeds from Bond Sales:	0	0	0
Other Financing Sources:	0	0	0
Transfers from Other Funds:	0	0	0
<b>Total Revenues and Other Financing Sources:</b>	<b>20,758,709</b>	<b>0</b>	<b>22,904,829</b>
<b>CURRENT EXPENDITURES</b>			
General Government:	4,077,945	0	4,506,419
Public Safety:	2,444,327	0	3,009,210
Streets and Highways (Excluding Construction):	1,808,220	0	1,820,320
Sanitation:	175,000	0	265,000
Human Services:	8,184,436	0	8,812,650
Health:	1,059,530	0	918,224
Culture and Recreation:	291,403	0	317,685
Conservation of Natural Resources:	300,835	0	191,559
Economic Development:	0	0	0
Miscellaneous Current Expenditures:	491,547	0	278,389
<b>Total Current Expenditures:</b>	<b>18,833,243</b>	<b>0</b>	<b>20,119,456</b>
Debt Service - Principal:	320,000	0	340,000
Interest and Fiscal Charges:	461,600	0	424,742
Streets and Highways Construction:	1,900,000	0	1,900,000
Capital Outlay:	0	0	529,682
Other Financing Uses:	0	0	0
Transfers to Other Funds:	0	0	0
<b>Total Expenditures and Other Financing Uses:</b>	<b>21,514,843</b>	<b>0</b>	<b>23,313,880</b>

Name of County: ITASCA

Budgeted funds: General /Road and Bridge /Human Services /Other Special Revenue/Debt Service/Capital Project

<b>REVENUES</b>	<b>1999 BUDGET</b>	<b>1999 AMENDED</b>	<b>2000 BUDGET</b>
Property Taxes:	17,669,172	0	18,207,789
All Other Taxes:	425,000	0	425,000
Special Assessments:	0	0	599,853
Licenses and Permits:	40,000	0	40,000
Federal Grants:	4,138,500	0	4,373,870
State General Purpose Aid:	3,585,166	0	3,420,000
State Categorical Aid:	14,400,500	800,000	13,913,123
Charges for Services:	3,667,162	0	4,364,081
Fines and Forfeits:	386,469	0	189,000
Interest on Investments:	750,000	0	900,000
Miscellaneous Revenues:	1,738,650	0	1,565,514
<b>Total Revenues:</b>	<b>46,800,619</b>	<b>800,000</b>	<b>47,998,230</b>
Proceeds from Bond Sales:	0	0	0
Other Financing Sources:	10,380,000	0	11,500,000
Transfers from Other Funds:	5,395,200	0	5,540,000
<b>Total Revenues and Other Financing Sources:</b>	<b>62,575,819</b>	<b>800,000</b>	<b>65,038,230</b>
<b>CURRENT EXPENDITURES</b>			
General Government:	6,111,142	0	6,068,197
Public Safety:	5,336,737	0	5,482,820
Streets and Highways (Excluding Construction):	7,383,243	0	8,315,405
Sanitation:	1,191,765	0	1,098,153
Human Services:	15,523,083	0	15,816,492
Health:	0	0	0
Culture and Recreation:	509,032	0	506,216
Conservation of Natural Resources:	2,080,502	0	1,861,310
Economic Development:	115,000	0	115,000
Miscellaneous Current Expenditures:	1,716,500	0	1,492,294
<b>Total Current Expenditures:</b>	<b>39,967,004</b>	<b>0</b>	<b>40,755,887</b>
Debt Service - Principal:	2,034,428	0	1,917,451
Interest and Fiscal Charges:	272,592	0	414,949
Streets and Highways Construction:	4,460,479	0	4,914,207
Capital Outlay:	639,000	0	1,206,554
Other Financing Uses:	10,380,000	0	11,500,000
Transfers to Other Funds:	5,395,200	0	5,540,000
<b>Total Expenditures and Other Financing Uses:</b>	<b>63,148,703</b>	<b>0</b>	<b>66,249,048</b>

Name of County: JACKSON

Budgeted funds: General /Road and Bridge /Human Services /Other Special Revenue/Debt Service/Capital Project

<b>REVENUES</b>	<b>1999 BUDGET</b>	<b>1999 AMENDED</b>	<b>2000 BUDGET</b>
Property Taxes:	4,869,151	0	4,940,857
All Other Taxes:	29,700	0	34,700
Special Assessments:	0	0	0
Licenses and Permits:	5,250	0	5,250
Federal Grants:	879,780	0	860,072
State General Purpose Aid:	1,057,791	0	1,023,612
State Categorical Aid:	3,929,245	0	4,240,945
Charges for Services:	278,105	0	254,510
Fines and Forfeits:	70,500	0	36,500
Interest on Investments:	200,000	0	275,000
Miscellaneous Revenues:	225,600	0	206,700
<b>Total Revenues:</b>	<b>11,545,122</b>	<b>0</b>	<b>11,878,146</b>
Proceeds from Bond Sales:	0	0	0
Other Financing Sources:	0	0	0
Transfers from Other Funds:	0	0	0
<b>Total Revenues and Other Financing Sources:</b>	<b>11,545,122</b>	<b>0</b>	<b>11,878,146</b>
<b>CURRENT EXPENDITURES</b>			
General Government:	1,479,920	0	1,393,810
Public Safety:	1,052,168	0	1,055,379
Streets and Highways (Excluding Construction):	1,905,000	0	1,970,500
Sanitation:	43,383	0	45,612
Human Services:	3,332,018	0	3,420,710
Health:	124,192	0	127,057
Culture and Recreation:	312,763	0	328,401
Conservation of Natural Resources:	292,024	0	292,596
Economic Development:	8,000	0	0
Miscellaneous Current Expenditures:	607,418	0	603,264
<b>Total Current Expenditures:</b>	<b>9,156,886</b>	<b>0</b>	<b>9,237,329</b>
Debt Service - Principal:	100,000	0	120,000
Interest and Fiscal Charges:	38,333	0	15,450
Streets and Highways Construction:	2,071,000	0	2,105,000
Capital Outlay:	626,826	0	856,438
Other Financing Uses:	0	0	0
Transfers to Other Funds:	0	0	0
<b>Total Expenditures and Other Financing Uses:</b>	<b>11,993,045</b>	<b>0</b>	<b>12,334,217</b>

Name of County: KANABEC

Budgeted funds: General /Road and Bridge /Human Services /Debt Service/Capital Project

<b>REVENUES</b>	<b>1999 BUDGET</b>	<b>1999 AMENDED</b>	<b>2000 BUDGET</b>
Property Taxes:	4,323,965	0	4,489,359
All Other Taxes:	0	0	0
Special Assessments:	90,000	0	131,000
Licenses and Permits:	44,700	0	45,950
Federal Grants:	1,070,790	0	1,040,611
State General Purpose Aid:	1,155,312	0	1,208,600
State Categorical Aid:	4,184,072	0	3,883,027
Charges for Services:	310,163	0	379,904
Fines and Forfeits:	85,000	0	85,000
Interest on Investments:	200,000	0	125,000
Miscellaneous Revenues:	1,390,814	0	1,625,820
<b>Total Revenues:</b>	<b>12,854,816</b>	<b>0</b>	<b>13,014,271</b>
Proceeds from Bond Sales:	0	0	0
Other Financing Sources:	0	0	0
Transfers from Other Funds:	0	0	0
<b>Total Revenues and Other Financing Sources:</b>	<b>12,854,816</b>	<b>0</b>	<b>13,014,271</b>
<b>CURRENT EXPENDITURES</b>			
General Government:	1,823,280	0	1,954,231
Public Safety:	1,294,567	0	1,360,844
Streets and Highways (Excluding Construction):	1,124,800	0	1,173,700
Sanitation:	158,750	0	238,750
Human Services:	3,424,507	0	3,507,064
Health:	1,063,380	0	1,179,293
Culture and Recreation:	79,713	0	86,275
Conservation of Natural Resources:	165,424	0	161,285
Economic Development:	0	0	0
Miscellaneous Current Expenditures:	519,900	0	493,225
<b>Total Current Expenditures:</b>	<b>9,654,321</b>	<b>0</b>	<b>10,154,667</b>
Debt Service - Principal:	0	0	0
Interest and Fiscal Charges:	176,838	0	176,838
Streets and Highways Construction:	2,330,000	0	2,081,500
Capital Outlay:	276,495	0	221,204
Other Financing Uses:	417,162	0	380,062
Transfers to Other Funds:	0	0	0
<b>Total Expenditures and Other Financing Uses:</b>	<b>12,854,816</b>	<b>0</b>	<b>13,014,271</b>

Name of County: KANDIYOHI

Budgeted funds: General /Road and Bridge /Human Services /Other Special Revenue/Debt Service/Capital Project

<b>REVENUES</b>	<b>1999 BUDGET</b>	<b>1999 AMENDED</b>	<b>2000 BUDGET</b>
Property Taxes:	12,250,965	0	13,863,229
All Other Taxes:	0	0	0
Special Assessments:	600,000	0	600,000
Licenses and Permits:	0	0	0
Federal Grants:	0	0	0
State General Purpose Aid:	2,269,992	0	2,515,426
State Categorical Aid:	13,320,332	0	9,366,770
Charges for Services:	10,796,695	0	9,754,971
Fines and Forfeits:	0	0	0
Interest on Investments:	885,000	0	825,000
Miscellaneous Revenues:	1,781,604	0	1,944,550
<b>Total Revenues:</b>	<b>41,904,588</b>	<b>0</b>	<b>38,869,946</b>
Proceeds from Bond Sales:	0	0	0
Other Financing Sources:	0	0	0
Transfers from Other Funds:	0	0	0
<b>Total Revenues and Other Financing Sources:</b>	<b>41,904,588</b>	<b>0</b>	<b>38,869,946</b>
<b>CURRENT EXPENDITURES</b>			
General Government:	3,591,980	0	3,977,164
Public Safety:	6,384,359	0	7,933,331
Streets and Highways (Excluding Construction):	3,035,000	0	3,153,000
Sanitation:	0	0	0
Human Services:	12,152,052	0	12,210,982
Health:	1,291,364	0	1,401,005
Culture and Recreation:	359,535	0	383,963
Conservation of Natural Resources:	281,948	0	297,880
Economic Development:	189,958	0	195,657
Miscellaneous Current Expenditures:	2,038,417	0	1,941,666
<b>Total Current Expenditures:</b>	<b>29,324,613</b>	<b>0</b>	<b>31,494,648</b>
Debt Service - Principal:	465,000	0	190,000
Interest and Fiscal Charges:	766,900	0	1,029,980
Streets and Highways Construction:	8,670,000	0	4,046,000
Capital Outlay:	3,028,515	0	2,602,310
Other Financing Uses:	0	0	0
Transfers to Other Funds:	0	0	0
<b>Total Expenditures and Other Financing Uses:</b>	<b>42,255,028</b>	<b>0</b>	<b>39,362,938</b>

Name of County: KITTSON

Budgeted funds: General /Road and Bridge /Human Services /Other Special Revenue

<b>REVENUES</b>	<b>1999 BUDGET</b>	<b>1999 AMENDED</b>	<b>2000 BUDGET</b>
Property Taxes:	1,828,499	0	2,037,421
All Other Taxes:	59,975	0	57,000
Special Assessments:	70,300	0	95,500
Licenses and Permits:	475	0	400
Federal Grants:	690,111	0	679,334
State General Purpose Aid:	503,132	0	503,173
State Categorical Aid:	4,115,952	0	3,529,798
Charges for Services:	751,066	0	535,339
Fines and Forfeits:	34,000	0	17,500
Interest on Investments:	279,800	0	279,800
Miscellaneous Revenues:	83,210	0	71,700
<b>Total Revenues:</b>	<b>8,416,520</b>	<b>0</b>	<b>7,806,965</b>
Proceeds from Bond Sales:	0	0	0
Other Financing Sources:	0	0	0
Transfers from Other Funds:	27,858	0	13,750
<b>Total Revenues and Other Financing Sources:</b>	<b>8,444,378</b>	<b>0</b>	<b>7,820,715</b>
<b>CURRENT EXPENDITURES</b>			
General Government:	1,209,439	0	1,208,956
Public Safety:	602,117	0	636,701
Streets and Highways (Excluding Construction):	1,761,731	0	2,388,702
Sanitation:	108,834	0	109,409
Human Services:	990,558	0	1,059,384
Health:	33,452	0	36,335
Culture and Recreation:	127,859	0	114,001
Conservation of Natural Resources:	246,837	0	391,956
Economic Development:	25,550	0	25,550
Miscellaneous Current Expenditures:	46,920	0	47,012
<b>Total Current Expenditures:</b>	<b>5,153,297</b>	<b>0</b>	<b>6,018,006</b>
Debt Service - Principal:	0	0	0
Interest and Fiscal Charges:	0	0	0
Streets and Highways Construction:	3,236,722	0	1,903,270
Capital Outlay:	0	0	0
Other Financing Uses:	0	0	0
Transfers to Other Funds:	0	0	0
<b>Total Expenditures and Other Financing Uses:</b>	<b>8,390,019</b>	<b>0</b>	<b>7,921,276</b>

Name of County: KOCHICHING

Budgeted funds: General /Road and Bridge /Human Services /Other Special Revenue/Debt Service

<b>REVENUES</b>	<b>1999 BUDGET</b>	<b>1999 AMENDED</b>	<b>2000 BUDGET</b>
Property Taxes:	2,786,618	2,786,618	2,647,287
All Other Taxes:	973,840	973,840	994,656
Special Assessments:	0	0	0
Licenses and Permits:	20,000	20,000	18,000
Federal Grants:	1,309,365	1,245,016	1,582,059
State General Purpose Aid:	1,645,444	1,645,444	1,613,852
State Categorical Aid:	5,766,941	5,784,639	5,736,552
Charges for Services:	2,566,172	2,566,172	2,152,850
Fines and Forfeits:	75,000	75,000	45,000
Interest on Investments:	635,000	635,000	630,000
Miscellaneous Revenues:	305,000	336,609	301,668
<b>Total Revenues:</b>	<b>16,083,380</b>	<b>16,068,338</b>	<b>15,721,924</b>
Proceeds from Bond Sales:	0	0	0
Other Financing Sources:	1,050,000	1,050,000	1,080,000
Transfers from Other Funds:	148,730	148,730	117,221
<b>Total Revenues and Other Financing Sources:</b>	<b>17,282,110</b>	<b>17,267,068</b>	<b>16,919,145</b>
<b>CURRENT EXPENDITURES</b>			
General Government:	2,719,532	2,719,532	2,817,515
Public Safety:	1,327,525	1,353,934	1,528,556
Streets and Highways (Excluding Construction):	2,333,980	2,333,980	1,985,495
Sanitation:	1,091,784	1,091,784	1,042,480
Human Services:	4,355,349	4,313,898	4,535,161
Health:	870,803	870,803	917,873
Culture and Recreation:	150,112	150,112	171,063
Conservation of Natural Resources:	999,679	999,679	1,086,103
Economic Development:	718,151	718,151	716,972
Miscellaneous Current Expenditures:	0	0	0
<b>Total Current Expenditures:</b>	<b>14,566,915</b>	<b>14,551,873</b>	<b>14,801,218</b>
Debt Service - Principal:	377,445	377,445	363,000
Interest and Fiscal Charges:	0	0	0
Streets and Highways Construction:	2,858,000	2,858,000	3,120,000
Capital Outlay:	0	0	0
Other Financing Uses:	0	0	0
Transfers to Other Funds:	0	0	0
<b>Total Expenditures and Other Financing Uses:</b>	<b>17,802,360</b>	<b>17,787,318</b>	<b>18,284,218</b>

Name of County: LAC QUI PARLE  
 Budgeted funds: General /Road and Bridge /Human Services

<b>REVENUES</b>	<b>1999 BUDGET</b>	<b>1999 AMENDED</b>	<b>2000 BUDGET</b>
Property Taxes:	2,292,276	2,292,276	2,308,043
All Other Taxes:	21,400	21,400	22,500
Special Assessments:	80,000	80,000	100,000
Licenses and Permits:	1,500	1,500	2,700
Federal Grants:	1,265,705	1,265,705	1,201,587
State General Purpose Aid:	879,003	879,003	751,360
State Categorical Aid:	3,440,978	3,440,978	3,158,573
Charges for Services:	179,760	179,760	182,421
Fines and Forfeits:	15,000	15,000	14,000
Interest on Investments:	165,000	165,000	199,000
Miscellaneous Revenues:	72,900	72,900	188,368
<b>Total Revenues:</b>	<b>8,413,522</b>	<b>8,413,522</b>	<b>8,128,552</b>
Proceeds from Bond Sales:	0	0	0
Other Financing Sources:	0	0	0
Transfers from Other Funds:	40,000	40,000	40,000
<b>Total Revenues and Other Financing Sources:</b>	<b>8,453,522</b>	<b>8,453,522</b>	<b>8,168,552</b>
<b>CURRENT EXPENDITURES</b>			
General Government:	915,498	915,498	936,116
Public Safety:	546,250	546,250	567,950
Streets and Highways (Excluding Construction):	2,168,000	2,168,000	1,582,842
Sanitation:	0	0	0
Human Services:	1,865,837	1,865,837	2,019,625
Health:	68,301	68,301	67,317
Culture and Recreation:	19,850	19,850	20,000
Conservation of Natural Resources:	370,278	370,278	386,051
Economic Development:	0	0	0
Miscellaneous Current Expenditures:	133,610	133,610	137,831
<b>Total Current Expenditures:</b>	<b>6,087,624</b>	<b>6,087,624</b>	<b>5,717,732</b>
Debt Service - Principal:	0	0	0
Interest and Fiscal Charges:	0	0	0
Streets and Highways Construction:	2,365,898	2,365,898	2,450,820
Capital Outlay:	0	0	0
Other Financing Uses:	0	0	0
Transfers to Other Funds:	0	0	0
<b>Total Expenditures and Other Financing Uses:</b>	<b>8,453,522</b>	<b>8,453,522</b>	<b>8,168,552</b>

Name of County: LAKE  
 Budgeted funds: General /Road and Bridge /Human Services /Debt Service

<b>REVENUES</b>	<b>1999 BUDGET</b>	<b>1999 AMENDED</b>	<b>2000 BUDGET</b>
Property Taxes:	4,000,196	0	4,086,705
All Other Taxes:	1,690,481	0	1,765,937
Special Assessments:	0	0	0
Licenses and Permits:	13,062	0	21,557
Federal Grants:	1,465,814	0	868,000
State General Purpose Aid:	1,288,277	0	1,358,731
State Categorical Aid:	3,130,882	0	3,884,163
Charges for Services:	454,480	0	626,340
Fines and Forfeits:	47,750	0	50,600
Interest on Investments:	431,550	0	593,550
Miscellaneous Revenues:	907,671	0	999,083
<b>Total Revenues:</b>	<b>13,430,163</b>	<b>0</b>	<b>14,254,666</b>
Proceeds from Bond Sales:	0	0	0
Other Financing Sources:	0	0	0
Transfers from Other Funds:	0	0	0
<b>Total Revenues and Other Financing Sources:</b>	<b>13,430,163</b>	<b>0</b>	<b>14,254,666</b>
<b>CURRENT EXPENDITURES</b>			
General Government:	2,797,450	0	3,257,390
Public Safety:	1,813,745	0	2,087,729
Streets and Highways (Excluding Construction):	2,210,733	0	2,103,450
Sanitation:	241,895	0	190,836
Human Services:	3,299,209	0	3,334,616
Health:	348,957	0	349,235
Culture and Recreation:	538,409	0	450,087
Conservation of Natural Resources:	578,866	0	571,768
Economic Development:	99,807	0	59,020
Miscellaneous Current Expenditures:	63,857	0	9,120
<b>Total Current Expenditures:</b>	<b>11,992,928</b>	<b>0</b>	<b>12,413,251</b>
Debt Service - Principal:	475,000	0	515,000
Interest and Fiscal Charges:	386,697	0	352,893
Streets and Highways Construction:	874,975	0	1,044,550
Capital Outlay:	551,500	0	246,000
Other Financing Uses:	0	0	0
Transfers to Other Funds:	0	0	0
<b>Total Expenditures and Other Financing Uses:</b>	<b>14,281,100</b>	<b>0</b>	<b>14,571,694</b>



Name of County: LAKE OF THE WOODS

Budgeted funds: General /Road and Bridge /Human Services /Other Special Revenue/Debt Service/Capital Project

<b>REVENUES</b>	<b>1999 BUDGET</b>	<b>1999 AMENDED</b>	<b>2000 BUDGET</b>
Property Taxes:	1,376,734	0	1,421,635
All Other Taxes:	434,772	0	416,466
Special Assessments:	405,000	0	418,850
Licenses and Permits:	50,000	0	52,000
Federal Grants:	243,027	0	270,604
State General Purpose Aid:	875,057	0	3,171,899
State Categorical Aid:	2,897,800	0	662,057
Charges for Services:	144,450	0	139,650
Fines and Forfeits:	36,250	0	36,500
Interest on Investments:	263,000	0	285,000
Miscellaneous Revenues:	202,840	0	187,640
<b>Total Revenues:</b>	<b>6,928,930</b>	<b>0</b>	<b>7,062,301</b>
Proceeds from Bond Sales:	0	0	0
Other Financing Sources:	0	0	0
Transfers from Other Funds:	25,000	0	25,000
<b>Total Revenues and Other Financing Sources:</b>	<b>6,953,930</b>	<b>0</b>	<b>7,087,301</b>
<b>CURRENT EXPENDITURES</b>			
General Government:	1,122,099	0	1,184,031
Public Safety:	600,525	0	591,136
Streets and Highways (Excluding Construction):	1,232,698	0	1,343,921
Sanitation:	545,869	0	629,396
Human Services:	926,091	0	888,528
Health:	52,000	0	53,500
Culture and Recreation:	135,389	0	137,703
Conservation of Natural Resources:	112,295	0	133,322
Economic Development:	107,800	0	109,654
Miscellaneous Current Expenditures:	32,250	0	34,675
<b>Total Current Expenditures:</b>	<b>4,867,016</b>	<b>0</b>	<b>5,105,866</b>
Debt Service - Principal:	26,012	0	0
Interest and Fiscal Charges:	1,670	0	0
Streets and Highways Construction:	1,435,559	0	1,447,838
Capital Outlay:	612,403	0	510,597
Other Financing Uses:	0	0	0
Transfers to Other Funds:	25,000	0	25,000
<b>Total Expenditures and Other Financing Uses:</b>	<b>6,967,660</b>	<b>0</b>	<b>7,089,301</b>

Name of County: LE SUEUR

Budgeted funds: N/A

<b>REVENUES</b>	<b>1999 BUDGET</b>	<b>1999 AMENDED</b>	<b>2000 BUDGET</b>
Property Taxes:	6,199,575	6,199,575	6,689,813
All Other Taxes:	92,250	110,423	102,250
Special Assessments:	88,000	90,800	89,000
Licenses and Permits:	44,450	55,917	45,910
Federal Grants:	2,046,304	4,194,443	3,891,257
State General Purpose Aid:	1,869,490	1,869,490	1,995,141
State Categorical Aid:	2,398,567	1,788,596	2,275,156
Charges for Services:	518,035	696,823	581,780
Fines and Forfeits:	120,000	184,934	130,000
Interest on Investments:	250,000	336,856	250,000
Miscellaneous Revenues:	444,900	1,371,236	517,475
<b>Total Revenues:</b>	<b>14,071,571</b>	<b>16,899,093</b>	<b>16,567,782</b>
Proceeds from Bond Sales:	0	0	0
Other Financing Sources:	0	0	0
Transfers from Other Funds:	0	0	0
<b>Total Revenues and Other Financing Sources:</b>	<b>14,071,571</b>	<b>16,899,093</b>	<b>16,567,782</b>
<b>CURRENT EXPENDITURES</b>			
General Government:	3,303,514	2,897,505	3,681,181
Public Safety:	2,038,300	2,391,768	2,012,333
Streets and Highways (Excluding Construction):	2,816,316	3,338,826	3,554,785
Sanitation:	137,128	13,054	130,578
Human Services:	4,880,871	4,880,871	5,109,168
Health:	1,312,820	1,259,380	1,332,793
Culture and Recreation:	364,918	373,062	114,598
Conservation of Natural Resources:	326,377	416,807	526,891
Economic Development:	9,792	1,025	9,792
Miscellaneous Current Expenditures:	0	0	0
<b>Total Current Expenditures:</b>	<b>15,190,036</b>	<b>15,572,298</b>	<b>16,472,119</b>
Debt Service - Principal:	0	0	0
Interest and Fiscal Charges:	0	0	0
Streets and Highways Construction:	5,147,526	1,940,939	3,810,000
Capital Outlay:	0	0	0
Other Financing Uses:	0	0	0
Transfers to Other Funds:	0	0	0
<b>Total Expenditures and Other Financing Uses:</b>	<b>20,337,562</b>	<b>17,513,237</b>	<b>20,282,119</b>

Name of County: LINCOLN

Budgeted funds: General /Road and Bridge /Human Services

<b>REVENUES</b>	<b>1999 BUDGET</b>	<b>1999 AMENDED</b>	<b>2000 BUDGET</b>
Property Taxes:	2,490,321	0	2,683,965
All Other Taxes:	55,500	0	57,000
Special Assessments:	0	0	0
Licenses and Permits:	2,320	0	3,850
Federal Grants:	0	0	0
State General Purpose Aid:	699,111	0	683,596
State Categorical Aid:	274,869	0	255,076
Charges for Services:	184,000	0	199,329
Fines and Forfeits:	37,000	0	25,000
Interest on Investments:	100,000	0	125,000
Miscellaneous Revenues:	75,468	0	82,795
<b>Total Revenues:</b>	<b>3,918,589</b>	<b>0</b>	<b>4,115,611</b>
Proceeds from Bond Sales:	0	0	0
Other Financing Sources:	0	0	0
Transfers from Other Funds:	0	0	0
<b>Total Revenues and Other Financing Sources:</b>	<b>3,918,589</b>	<b>0</b>	<b>4,115,611</b>
<b>CURRENT EXPENDITURES</b>			
General Government:	1,223,456	0	1,094,628
Public Safety:	467,732	0	602,946
Streets and Highways (Excluding Construction):	865,000	0	890,000
Sanitation:	0	0	0
Human Services:	841,379	0	841,379
Health:	12,568	0	12,945
Culture and Recreation:	132,638	0	147,617
Conservation of Natural Resources:	303,316	0	302,790
Economic Development:	37,500	0	34,000
Miscellaneous Current Expenditures:	35,000	0	64,306
<b>Total Current Expenditures:</b>	<b>3,918,589</b>	<b>0</b>	<b>3,990,611</b>
Debt Service - Principal:	0	0	0
Interest and Fiscal Charges:	0	0	0
Streets and Highways Construction:	0	0	0
Capital Outlay:	0	0	125,000
Other Financing Uses:	0	0	0
Transfers to Other Funds:	0	0	0
<b>Total Expenditures and Other Financing Uses:</b>	<b>3,918,589</b>	<b>0</b>	<b>4,115,611</b>

Name of County: LYON

Budgeted funds: General /Road and Bridge /Other Special Revenue

<b>REVENUES</b>	<b>1999 BUDGET</b>	<b>1999 AMENDED</b>	<b>2000 BUDGET</b>
Property Taxes:	6,157,747	6,157,747	6,336,322
All Other Taxes:	175,250	175,250	178,788
Special Assessments:	0	0	0
Licenses and Permits:	18,680	18,680	15,850
Federal Grants:	25,000	25,000	0
State General Purpose Aid:	1,175,587	1,175,587	1,070,900
State Categorical Aid:	4,977,729	4,977,729	4,608,286
Charges for Services:	2,789,783	2,789,783	3,715,884
Fines and Forfeits:	133,550	133,550	151,000
Interest on Investments:	340,000	340,000	290,000
Miscellaneous Revenues:	100,000	100,000	100,000
<b>Total Revenues:</b>	<b>15,893,326</b>	<b>15,893,326</b>	<b>16,467,030</b>
Proceeds from Bond Sales:	0	0	0
Other Financing Sources:	0	0	0
Transfers from Other Funds:	0	0	0
<b>Total Revenues and Other Financing Sources:</b>	<b>15,893,326</b>	<b>15,893,326</b>	<b>16,467,030</b>
<b>CURRENT EXPENDITURES</b>			
General Government:	2,272,276	2,272,276	2,475,395
Public Safety:	1,829,819	1,829,819	1,998,769
Streets and Highways (Excluding Construction):	2,958,839	2,958,839	3,120,690
Sanitation:	1,753,245	1,753,245	1,919,488
Human Services:	2,204,895	2,204,895	2,204,895
Health:	115,000	115,000	105,172
Culture and Recreation:	378,956	378,956	376,330
Conservation of Natural Resources:	416,907	416,907	432,220
Economic Development:	31,000	31,000	45,000
Miscellaneous Current Expenditures:	0	0	0
<b>Total Current Expenditures:</b>	<b>11,960,937</b>	<b>11,960,937</b>	<b>12,677,959</b>
Debt Service - Principal:	0	0	122,000
Interest and Fiscal Charges:	99,602	99,602	32,000
Streets and Highways Construction:	3,603,600	3,603,600	3,642,000
Capital Outlay:	1,180,000	1,180,000	0
Other Financing Uses:	0	0	0
Transfers to Other Funds:	0	0	0
<b>Total Expenditures and Other Financing Uses:</b>	<b>16,844,139</b>	<b>16,844,139</b>	<b>16,473,959</b>

Name of County: MAHNOMEN  
 Budgeted funds: General /Road and Bridge /Human Services

<b>REVENUES</b>	<b>1999 BUDGET</b>	<b>1999 AMENDED</b>	<b>2000 BUDGET</b>
Property Taxes:	2,970,500	2,970,500	2,842,949
All Other Taxes:	40,000	40,000	60,275
Special Assessments:	269,540	269,540	269,540
Licenses and Permits:	3,265	3,265	4,840
Federal Grants:	914,072	914,072	849,403
State General Purpose Aid:	576,084	576,084	594,648
State Categorical Aid:	2,444,659	2,444,659	2,637,163
Charges for Services:	337,499	337,499	412,956
Fines and Forfeits:	43,100	43,100	30,250
Interest on Investments:	190,000	190,000	200,000
Miscellaneous Revenues:	99,880	99,880	76,300
<b>Total Revenues:</b>	<b>7,888,599</b>	<b>7,888,599</b>	<b>7,978,324</b>
Proceeds from Bond Sales:	0	0	0
Other Financing Sources:	0	0	0
Transfers from Other Funds:	0	0	0
<b>Total Revenues and Other Financing Sources:</b>	<b>7,888,599</b>	<b>7,888,599</b>	<b>7,978,324</b>
<b>CURRENT EXPENDITURES</b>			
General Government:	3,070,921	3,070,921	2,523,463
Public Safety:	1,070,893	1,070,893	1,154,175
Streets and Highways (Excluding Construction):	700,350	700,350	695,125
Sanitation:	243,500	243,500	240,007
Human Services:	1,130,889	1,130,889	1,160,372
Health:	104,588	104,588	104,588
Culture and Recreation:	18,265	18,265	19,427
Conservation of Natural Resources:	351,277	351,277	416,961
Economic Development:	35,547	35,547	45,634
Miscellaneous Current Expenditures:	503,600	503,600	547,800
<b>Total Current Expenditures:</b>	<b>7,229,830</b>	<b>7,229,830</b>	<b>6,907,552</b>
Debt Service - Principal:	205,944	205,944	200,944
Interest and Fiscal Charges:	21,756	21,756	38,206
Streets and Highways Construction:	715,000	715,000	699,400
Capital Outlay:	378,500	378,500	655,190
Other Financing Uses:	7,500	7,500	7,500
Transfers to Other Funds:	0	0	0
<b>Total Expenditures and Other Financing Uses:</b>	<b>8,558,530</b>	<b>8,558,530</b>	<b>8,508,792</b>

Name of County: MARSHALL  
 Budgeted funds: General /Road and Bridge /Human Services

<b>REVENUES</b>	<b>1999 BUDGET</b>	<b>1999 AMENDED</b>	<b>2000 BUDGET</b>
Property Taxes:	2,841,636	0	2,674,440
All Other Taxes:	122,600	0	136,100
Special Assessments:	0	0	0
Licenses and Permits:	72,140	0	46,140
Federal Grants:	597,690	0	563,130
State General Purpose Aid:	682,205	0	1,420,600
State Categorical Aid:	8,329,012	0	8,383,740
Charges for Services:	434,523	0	854,505
Fines and Forfeits:	37,800	0	39,550
Interest on Investments:	310,000	0	290,000
Miscellaneous Revenues:	608,050	0	51,850
<b>Total Revenues:</b>	<b>14,035,656</b>	<b>0</b>	<b>14,460,055</b>
Proceeds from Bond Sales:	0	0	0
Other Financing Sources:	2,500	0	0
Transfers from Other Funds:	0	0	0
<b>Total Revenues and Other Financing Sources:</b>	<b>14,038,156</b>	<b>0</b>	<b>14,460,055</b>
<b>CURRENT EXPENDITURES</b>			
General Government:	1,540,577	0	1,498,996
Public Safety:	818,372	0	928,722
Streets and Highways (Excluding Construction):	2,837,142	0	2,733,101
Sanitation:	205,289	0	125,390
Human Services:	1,885,603	0	1,786,510
Health:	11,000	0	29,000
Culture and Recreation:	212,151	0	161,129
Conservation of Natural Resources:	262,333	0	362,035
Economic Development:	0	0	0
Miscellaneous Current Expenditures:	114,424	0	142,950
<b>Total Current Expenditures:</b>	<b>7,886,891</b>	<b>0</b>	<b>7,767,833</b>
Debt Service - Principal:	230,000	0	241,925
Interest and Fiscal Charges:	27,730	0	0
Streets and Highways Construction:	6,789,700	0	6,543,500
Capital Outlay:	76,700	0	67,400
Other Financing Uses:	0	0	0
Transfers to Other Funds:	0	0	0
<b>Total Expenditures and Other Financing Uses:</b>	<b>15,011,021</b>	<b>0</b>	<b>14,620,658</b>

Name of County: MARTIN

Budgeted funds: General /Road and Bridge /Human Services /Other Special Revenue/Debt Service/Capital Project

<b>REVENUES</b>	<b>1999 BUDGET</b>	<b>1999 AMENDED</b>	<b>2000 BUDGET</b>
Property Taxes:	5,618,545	0	5,700,000
All Other Taxes:	17,000	0	18,500
Special Assessments:	0	0	0
Licenses and Permits:	27,750	0	25,500
Federal Grants:	0	0	48,053
State General Purpose Aid:	970,500	0	789,647
State Categorical Aid:	4,221,906	0	3,044,583
Charges for Services:	289,995	0	308,527
Fines and Forfeits:	140,000	0	78,000
Interest on Investments:	425,000	0	475,000
Miscellaneous Revenues:	1,505,193	0	1,563,174
<b>Total Revenues:</b>	<b>13,215,889</b>	<b>0</b>	<b>12,050,984</b>
Proceeds from Bond Sales:	0	0	0
Other Financing Sources:	0	0	0
Transfers from Other Funds:	0	0	0
<b>Total Revenues and Other Financing Sources:</b>	<b>13,215,889</b>	<b>0</b>	<b>12,050,984</b>
<b>CURRENT EXPENDITURES</b>			
General Government:	2,578,953	0	2,647,454
Public Safety:	1,504,766	0	1,828,157
Streets and Highways (Excluding Construction):	2,200,000	0	2,670,000
Sanitation:	83,943	0	215,943
Human Services:	1,564,296	0	1,613,434
Health:	0	0	0
Culture and Recreation:	556,280	0	554,942
Conservation of Natural Resources:	189,676	0	191,977
Economic Development:	32,723	0	17,093
Miscellaneous Current Expenditures:	448,007	0	481,100
<b>Total Current Expenditures:</b>	<b>9,158,644</b>	<b>0</b>	<b>10,220,100</b>
Debt Service - Principal:	290,000	0	300,000
Interest and Fiscal Charges:	207,204	0	194,445
Streets and Highways Construction:	4,290,000	0	3,015,000
Capital Outlay:	689,419	0	515,500
Other Financing Uses:	0	0	0
Transfers to Other Funds:	0	0	0
<b>Total Expenditures and Other Financing Uses:</b>	<b>14,635,267</b>	<b>0</b>	<b>14,245,045</b>

Name of County: MCLEOD

Budgeted funds: General /Road and Bridge /Human Services /Other Special Revenue/Debt Service

<b>REVENUES</b>	<b>1999 BUDGET</b>	<b>1999 AMENDED</b>	<b>2000 BUDGET</b>
Property Taxes:	8,614,111	8,614,111	9,263,142
All Other Taxes:	144,000	144,500	177,700
Special Assessments:	0	0	0
Licenses and Permits:	40,100	46,600	40,100
Federal Grants:	1,671,203	1,671,203	1,875,229
State General Purpose Aid:	1,826,196	1,866,684	1,921,786
State Categorical Aid:	8,184,707	8,160,719	8,224,902
Charges for Services:	1,674,692	1,744,949	1,701,388
Fines and Forfeits:	245,000	245,000	256,200
Interest on Investments:	375,000	390,000	390,000
Miscellaneous Revenues:	1,182,493	2,144,436	2,293,419
<b>Total Revenues:</b>	<b>23,957,502</b>	<b>25,028,202</b>	<b>26,143,866</b>
Proceeds from Bond Sales:	0	0	0
Other Financing Sources:	6,000	6,000	6,000
Transfers from Other Funds:	984,750	785,750	485,250
<b>Total Revenues and Other Financing Sources:</b>	<b>24,948,252</b>	<b>25,819,952</b>	<b>26,635,116</b>
<b>CURRENT EXPENDITURES</b>			
General Government:	3,683,266	3,438,614	3,879,596
Public Safety:	2,778,169	3,080,635	3,439,087
Streets and Highways (Excluding Construction):	2,130,307	2,130,307	2,227,751
Sanitation:	0	0	0
Human Services:	6,283,952	6,283,952	6,732,708
Health:	1,374,085	1,306,767	1,251,834
Culture and Recreation:	343,661	343,396	361,563
Conservation of Natural Resources:	181,981	193,450	192,722
Economic Development:	0	0	0
Miscellaneous Current Expenditures:	0	991,000	991,000
<b>Total Current Expenditures:</b>	<b>16,775,421</b>	<b>17,768,121</b>	<b>19,076,261</b>
Debt Service - Principal:	785,000	785,000	1,304,250
Interest and Fiscal Charges:	81,982	81,982	50,957
Streets and Highways Construction:	6,680,000	6,680,000	4,390,000
Capital Outlay:	982,250	849,250	1,091,125
Other Financing Uses:	0	0	0
Transfers to Other Funds:	0	0	0
<b>Total Expenditures and Other Financing Uses:</b>	<b>25,304,653</b>	<b>26,164,353</b>	<b>25,912,593</b>

Name of County: MEEKER

Budgeted funds: General /Road and Bridge /Human Services /Other Special Revenue/Debt Service

<b>REVENUES</b>	<b>1999 BUDGET</b>	<b>1999 AMENDED</b>	<b>2000 BUDGET</b>
Property Taxes:	5,251,079	0	5,476,272
All Other Taxes:	9,000	0	11,000
Special Assessments:	0	0	0
Licenses and Permits:	21,902	0	23,402
Federal Grants:	1,130,955	0	1,332,456
State General Purpose Aid:	1,155,992	0	1,249,348
State Categorical Aid:	5,112,116	0	5,656,567
Charges for Services:	896,409	0	1,147,446
Fines and Forfeits:	40,955	0	43,455
Interest on Investments:	363,369	0	401,000
Miscellaneous Revenues:	1,010,045	0	983,710
<b>Total Revenues:</b>	<b>14,991,822</b>	<b>0</b>	<b>16,324,656</b>
Proceeds from Bond Sales:	0	0	0
Other Financing Sources:	0	0	0
Transfers from Other Funds:	677,607	0	952,215
<b>Total Revenues and Other Financing Sources:</b>	<b>15,669,429</b>	<b>0</b>	<b>17,276,871</b>
<b>CURRENT EXPENDITURES</b>			
General Government:	1,855,213	0	2,002,752
Public Safety:	1,929,148	0	2,121,781
Streets and Highways (Excluding Construction):	2,265,900	0	2,365,400
Sanitation:	133,038	0	160,891
Human Services:	3,923,327	0	4,616,465
Health:	979,288	0	1,007,702
Culture and Recreation:	200,352	0	215,707
Conservation of Natural Resources:	234,417	0	226,073
Economic Development:	135,040	0	136,235
Miscellaneous Current Expenditures:	310,625	0	395,450
<b>Total Current Expenditures:</b>	<b>11,966,348</b>	<b>0</b>	<b>13,248,456</b>
Debt Service - Principal:	250,000	0	501,485
Interest and Fiscal Charges:	294,548	0	287,235
Streets and Highways Construction:	2,000,000	0	2,000,000
Capital Outlay:	480,927	0	528,865
Other Financing Uses:	0	0	0
Transfers to Other Funds:	677,606	0	710,830
<b>Total Expenditures and Other Financing Uses:</b>	<b>15,669,429</b>	<b>0</b>	<b>17,276,871</b>

Name of County: MILLE LACS

Budgeted funds: General /Road and Bridge /Human Services /Other Special Revenue/Debt Service

<b>REVENUES</b>	<b>1999 BUDGET</b>	<b>1999 AMENDED</b>	<b>2000 BUDGET</b>
Property Taxes:	6,822,620	0	7,230,613
All Other Taxes:	8,500	0	8,500
Special Assessments:	200,000	0	200,000
Licenses and Permits:	88,094	0	120,780
Federal Grants:	1,452,006	0	2,148,314
State General Purpose Aid:	1,215,946	0	1,151,066
State Categorical Aid:	5,880,520	0	5,541,813
Charges for Services:	908,405	0	908,825
Fines and Forfeits:	230,000	0	134,000
Interest on Investments:	400,000	0	410,000
Miscellaneous Revenues:	210,300	0	241,530
<b>Total Revenues:</b>	<b>17,416,391</b>	<b>0</b>	<b>18,095,441</b>
Proceeds from Bond Sales:	0	0	0
Other Financing Sources:	0	0	0
Transfers from Other Funds:	0	0	0
<b>Total Revenues and Other Financing Sources:</b>	<b>17,416,391</b>	<b>0</b>	<b>18,095,441</b>
<b>CURRENT EXPENDITURES</b>			
General Government:	3,070,082	0	3,047,896
Public Safety:	3,265,097	0	3,835,456
Streets and Highways (Excluding Construction):	1,866,464	0	1,739,328
Sanitation:	256,368	0	285,800
Human Services:	6,675,696	0	6,909,326
Health:	780,816	0	859,325
Culture and Recreation:	125,578	0	137,504
Conservation of Natural Resources:	142,683	0	160,431
Economic Development:	0	0	0
Miscellaneous Current Expenditures:	33,699	0	28,042
<b>Total Current Expenditures:</b>	<b>16,216,483</b>	<b>0</b>	<b>17,003,108</b>
Debt Service - Principal:	0	0	205,000
Interest and Fiscal Charges:	321,002	0	316,458
Streets and Highways Construction:	1,506,321	0	1,727,899
Capital Outlay:	0	0	0
Other Financing Uses:	0	0	0
Transfers to Other Funds:	0	0	0
<b>Total Expenditures and Other Financing Uses:</b>	<b>18,043,806</b>	<b>0</b>	<b>19,252,465</b>

Name of County: MORRISON

Budgeted funds: General /Road and Bridge /Human Services /Other Special Revenue/Debt Service/Capital Project

<b>REVENUES</b>	<b>1999 BUDGET</b>	<b>1999 AMENDED</b>	<b>2000 BUDGET</b>
Property Taxes:	7,972,322	7,972,322	8,472,049
All Other Taxes:	190,100	190,100	171,000
Special Assessments:	150,000	150,000	0
Licenses and Permits:	139,780	139,780	164,580
Federal Grants:	4,750,411	4,750,411	3,677,164
State General Purpose Aid:	1,993,483	1,993,483	1,844,733
State Categorical Aid:	6,694,859	6,694,859	6,796,472
Charges for Services:	2,954,747	2,954,747	3,069,538
Fines and Forfeits:	190,000	190,000	96,000
Interest on Investments:	560,000	560,000	575,000
Miscellaneous Revenues:	571,247	571,247	591,247
<b>Total Revenues:</b>	<b>26,166,949</b>	<b>26,166,949</b>	<b>25,457,783</b>
Proceeds from Bond Sales:	0	0	325,000
Other Financing Sources:	0	0	0
Transfers from Other Funds:	0	0	0
<b>Total Revenues and Other Financing Sources:</b>	<b>26,166,949</b>	<b>26,166,949</b>	<b>25,782,783</b>
<b>CURRENT EXPENDITURES</b>			
General Government:	3,616,391	3,616,391	3,594,389
Public Safety:	2,625,004	2,625,004	2,804,718
Streets and Highways (Excluding Construction):	2,698,041	2,698,041	2,817,713
Sanitation:	1,114,100	1,114,100	1,081,900
Human Services:	7,620,504	7,620,504	7,741,173
Health:	1,168,325	1,168,325	1,277,759
Culture and Recreation:	372,111	372,111	379,304
Conservation of Natural Resources:	332,057	332,057	338,759
Economic Development:	83,500	83,500	86,200
Miscellaneous Current Expenditures:	105,000	105,000	268,111
<b>Total Current Expenditures:</b>	<b>19,735,033</b>	<b>19,735,033</b>	<b>20,390,026</b>
Debt Service - Principal:	520,000	520,000	865,035
Interest and Fiscal Charges:	484,827	484,827	397,955
Streets and Highways Construction:	5,619,470	5,619,470	4,286,771
Capital Outlay:	50,000	50,000	50,000
Other Financing Uses:	0	0	0
Transfers to Other Funds:	0	0	0
<b>Total Expenditures and Other Financing Uses:</b>	<b>26,409,330</b>	<b>26,409,330</b>	<b>25,989,787</b>

Name of County: MOWER

Budgeted funds: N/A

<b>REVENUES</b>	<b>1999 BUDGET</b>	<b>1999 AMENDED</b>	<b>2000 BUDGET</b>
Property Taxes:	8,330,763	8,330,763	7,181,490
All Other Taxes:	53,000	53,000	56,000
Special Assessments:	216,530	216,530	216,530
Licenses and Permits:	28,675	28,675	28,625
Federal Grants:	2,465,013	2,465,013	2,702,732
State General Purpose Aid:	1,976,267	1,976,267	2,076,118
State Categorical Aid:	8,832,752	8,832,752	9,919,325
Charges for Services:	2,275,256	2,275,256	1,914,881
Fines and Forfeits:	290,566	290,566	365,300
Interest on Investments:	1,500,000	1,500,000	1,600,000
Miscellaneous Revenues:	355,835	355,835	1,546,760
<b>Total Revenues:</b>	<b>26,324,657</b>	<b>26,324,657</b>	<b>27,607,761</b>
Proceeds from Bond Sales:	0	0	0
Other Financing Sources:	0	0	0
Transfers from Other Funds:	0	0	2,387,348
<b>Total Revenues and Other Financing Sources:</b>	<b>26,324,657</b>	<b>26,324,657</b>	<b>29,995,109</b>
<b>CURRENT EXPENDITURES</b>			
General Government:	3,111,436	3,128,436	3,382,502
Public Safety:	2,812,879	2,838,629	2,965,070
Streets and Highways (Excluding Construction):	3,004,400	3,004,400	3,016,650
Sanitation:	426,155	426,155	445,530
Human Services:	9,185,028	9,185,028	8,770,316
Health:	1,613,581	1,613,581	1,659,925
Culture and Recreation:	245,817	245,817	270,192
Conservation of Natural Resources:	528,583	528,583	624,232
Economic Development:	85,885	85,885	87,320
Miscellaneous Current Expenditures:	597,200	576,650	656,000
<b>Total Current Expenditures:</b>	<b>21,610,964</b>	<b>21,633,164</b>	<b>21,877,737</b>
Debt Service - Principal:	0	0	0
Interest and Fiscal Charges:	0	0	0
Streets and Highways Construction:	3,003,000	3,003,000	3,777,000
Capital Outlay:	1,710,693	1,783,819	6,453,024
Other Financing Uses:	0	0	0
Transfers to Other Funds:	0	0	2,387,348
<b>Total Expenditures and Other Financing Uses:</b>	<b>26,324,657</b>	<b>26,419,983</b>	<b>34,495,109</b>

Name of County: MURRAY

Budgeted funds: General /Road and Bridge /Human Services /Other Special Revenue/Debt Service/Capital Project

<b>REVENUES</b>	<b>1999 BUDGET</b>	<b>1999 AMENDED</b>	<b>2000 BUDGET</b>
Property Taxes:	3,207,201	3,207,201	3,206,701
All Other Taxes:	25,700	25,700	27,000
Special Assessments:	362,500	362,500	369,064
Licenses and Permits:	14,630	14,630	14,580
Federal Grants:	6,678	6,678	6,800
State General Purpose Aid:	827,754	827,754	854,242
State Categorical Aid:	3,932,148	3,941,448	3,867,743
Charges for Services:	499,010	499,010	499,340
Fines and Forfeits:	82,800	82,800	51,700
Interest on Investments:	264,178	264,178	308,405
Miscellaneous Revenues:	858,526	858,526	514,290
<b>Total Revenues:</b>	<b>10,081,125</b>	<b>10,090,425</b>	<b>9,719,865</b>
Proceeds from Bond Sales:	500,000	500,000	500,000
Other Financing Sources:	0	0	0
Transfers from Other Funds:	325,541	325,541	499,571
<b>Total Revenues and Other Financing Sources:</b>	<b>10,906,666</b>	<b>10,915,966</b>	<b>10,719,436</b>
<b>CURRENT EXPENDITURES</b>			
General Government:	1,867,282	1,524,057	1,490,902
Public Safety:	595,410	631,265	665,611
Streets and Highways (Excluding Construction):	1,884,536	1,884,536	1,833,349
Sanitation:	254,257	254,257	451,419
Human Services:	979,739	979,461	979,461
Health:	88,584	287,908	169,542
Culture and Recreation:	195,660	194,305	220,763
Conservation of Natural Resources:	1,191,520	1,191,520	1,182,215
Economic Development:	31,189	181,513	293,822
Miscellaneous Current Expenditures:	0	0	0
<b>Total Current Expenditures:</b>	<b>7,088,177</b>	<b>7,128,822</b>	<b>7,287,084</b>
Debt Service - Principal:	114,680	114,680	397,000
Interest and Fiscal Charges:	68,900	68,900	152,239
Streets and Highways Construction:	2,655,000	2,655,000	2,130,000
Capital Outlay:	315,805	329,213	798,279
Other Financing Uses:	0	0	0
Transfers to Other Funds:	60,219	61,574	64,419
<b>Total Expenditures and Other Financing Uses:</b>	<b>10,302,781</b>	<b>10,358,189</b>	<b>10,829,021</b>

Name of County: NICOLLET

Budgeted funds: General /Road and Bridge /Human Services /Other Special Revenue/Debt Service

<b>REVENUES</b>	<b>1999 BUDGET</b>	<b>1999 AMENDED</b>	<b>2000 BUDGET</b>
Property Taxes:	7,385,701	7,385,701	7,897,530
All Other Taxes:	0	0	0
Special Assessments:	217,000	217,000	219,000
Licenses and Permits:	111,700	111,700	115,400
Federal Grants:	1,734,733	1,734,733	1,805,200
State General Purpose Aid:	1,529,576	1,529,576	1,274,064
State Categorical Aid:	4,274,445	4,274,445	4,578,360
Charges for Services:	981,162	981,162	940,220
Fines and Forfeits:	186,250	186,250	114,460
Interest on Investments:	430,000	430,000	456,500
Miscellaneous Revenues:	455,309	455,309	475,047
<b>Total Revenues:</b>	<b>17,305,876</b>	<b>17,305,876</b>	<b>17,875,781</b>
Proceeds from Bond Sales:	0	0	0
Other Financing Sources:	300,000	300,000	250,000
Transfers from Other Funds:	0	0	0
<b>Total Revenues and Other Financing Sources:</b>	<b>17,605,876</b>	<b>17,605,876</b>	<b>18,125,781</b>
<b>CURRENT EXPENDITURES</b>			
General Government:	3,747,998	3,747,998	4,276,942
Public Safety:	1,416,416	1,416,416	1,998,546
Streets and Highways (Excluding Construction):	3,549,425	3,549,425	3,720,808
Sanitation:	0	0	0
Human Services:	5,552,465	5,552,465	5,643,607
Health:	688,583	688,583	933,875
Culture and Recreation:	310,267	310,267	347,438
Conservation of Natural Resources:	74,447	74,447	69,485
Economic Development:	116,154	116,154	103,098
Miscellaneous Current Expenditures:	1,831,278	1,831,278	690,075
<b>Total Current Expenditures:</b>	<b>17,287,033</b>	<b>17,287,033</b>	<b>17,783,874</b>
Debt Service - Principal:	318,843	318,843	341,907
Interest and Fiscal Charges:	0	0	0
Streets and Highways Construction:	0	0	0
Capital Outlay:	0	0	0
Other Financing Uses:	0	0	0
Transfers to Other Funds:	0	0	0
<b>Total Expenditures and Other Financing Uses:</b>	<b>17,605,876</b>	<b>17,605,876</b>	<b>18,125,781</b>

Name of County: NOBLES

Budgeted funds: General /Road and Bridge /Human Services /Other Special Revenue

<b>REVENUES</b>	<b>1999 BUDGET</b>	<b>1999 AMENDED</b>	<b>2000 BUDGET</b>
Property Taxes:	4,247,558	4,229,852	5,250,604
All Other Taxes:	23,500	21,329	24,600
Special Assessments:	42,421	42,421	26,306
Licenses and Permits:	127,796	129,360	125,410
Federal Grants:	1,629,529	1,530,345	1,784,097
State General Purpose Aid:	1,262,368	1,151,494	1,081,123
State Categorical Aid:	4,752,646	5,348,229	5,683,769
Charges for Services:	930,489	796,586	897,847
Fines and Forfeits:	145,600	141,000	130,500
Interest on Investments:	451,000	456,000	496,000
Miscellaneous Revenues:	602,655	476,419	553,560
<b>Total Revenues:</b>	<b>14,215,562</b>	<b>14,323,035</b>	<b>16,053,816</b>
Proceeds from Bond Sales:	0	8,152,501	0
Other Financing Sources:	0	0	0
Transfers from Other Funds:	96,915	82,963	600
<b>Total Revenues and Other Financing Sources:</b>	<b>14,312,477</b>	<b>22,558,499</b>	<b>16,054,416</b>
<b>CURRENT EXPENDITURES</b>			
General Government:	2,279,738	2,252,959	2,203,137
Public Safety:	1,423,896	1,369,954	1,545,806
Streets and Highways (Excluding Construction):	1,356,900	1,300,700	1,440,900
Sanitation:	333,180	300,796	323,014
Human Services:	4,928,282	4,944,868	5,300,799
Health:	96,315	92,815	99,054
Culture and Recreation:	532,727	571,387	603,666
Conservation of Natural Resources:	352,670	286,364	323,875
Economic Development:	69,432	69,283	91,400
Miscellaneous Current Expenditures:	5,800	2,999	4,900
<b>Total Current Expenditures:</b>	<b>11,378,940</b>	<b>11,192,125</b>	<b>11,936,551</b>
Debt Service - Principal:	0	0	0
Interest and Fiscal Charges:	0	0	844,224
Streets and Highways Construction:	2,557,600	2,891,300	2,960,300
Capital Outlay:	383,857	416,715	389,297
Other Financing Uses:	0	0	0
Transfers to Other Funds:	25,217	400	400
<b>Total Expenditures and Other Financing Uses:</b>	<b>14,345,614</b>	<b>14,500,540</b>	<b>16,130,772</b>

Name of County: NORMAN

Budgeted funds: General /Road and Bridge /Human Services /Other Special Revenue/Debt Service/Capital Project

<b>REVENUES</b>	<b>1999 BUDGET</b>	<b>1999 AMENDED</b>	<b>2000 BUDGET</b>
Property Taxes:	2,586,410	0	2,547,194
All Other Taxes:	91,000	0	65,000
Special Assessments:	218,182	0	240,000
Licenses and Permits:	8,000	0	8,000
Federal Grants:	0	0	0
State General Purpose Aid:	636,947	0	636,246
State Categorical Aid:	2,020,000	0	2,478,000
Charges for Services:	10,000	0	10,000
Fines and Forfeits:	20,000	0	20,000
Interest on Investments:	180,000	0	180,000
Miscellaneous Revenues:	2,086,767	0	1,783,453
<b>Total Revenues:</b>	<b>7,857,306</b>	<b>0</b>	<b>7,967,893</b>
Proceeds from Bond Sales:	0	0	0
Other Financing Sources:	0	0	0
Transfers from Other Funds:	0	0	0
<b>Total Revenues and Other Financing Sources:</b>	<b>7,857,306</b>	<b>0</b>	<b>7,967,893</b>
<b>CURRENT EXPENDITURES</b>			
General Government:	1,022,947	0	992,090
Public Safety:	574,322	0	636,886
Streets and Highways (Excluding Construction):	732,500	0	980,000
Sanitation:	380,959	0	389,407
Human Services:	642,339	0	1,735,122
Health:	94,352	0	96,252
Culture and Recreation:	98,077	0	98,077
Conservation of Natural Resources:	237,682	0	240,709
Economic Development:	0	0	0
Miscellaneous Current Expenditures:	2,039,951	0	1,398,130
<b>Total Current Expenditures:</b>	<b>5,823,129</b>	<b>0</b>	<b>6,566,673</b>
Debt Service - Principal:	0	0	0
Interest and Fiscal Charges:	0	0	0
Streets and Highways Construction:	2,020,000	0	2,478,000
Capital Outlay:	0	0	0
Other Financing Uses:	0	0	0
Transfers to Other Funds:	0	0	0
<b>Total Expenditures and Other Financing Uses:</b>	<b>7,843,129</b>	<b>0</b>	<b>9,044,673</b>



Name of County: OLMSTED

Budgeted funds: General /Road and Bridge /Human Services /Other Special Revenue

<b>REVENUES</b>	<b>1999 BUDGET</b>	<b>1999 AMENDED</b>	<b>2000 BUDGET</b>
Property Taxes:	34,445,375	34,445,375	37,201,000
All Other Taxes:	350,000	338,162	365,000
Special Assessments:	0	0	0
Licenses and Permits:	974,216	1,187,736	1,304,620
Federal Grants:	8,765,082	6,288,101	6,576,323
State General Purpose Aid:	6,270,375	6,274,613	6,603,788
State Categorical Aid:	23,571,092	18,358,687	27,022,407
Charges for Services:	11,569,928	11,270,148	12,956,337
Fines and Forfeits:	439,000	574,003	555,500
Interest on Investments:	2,938,138	2,925,000	2,855,660
Miscellaneous Revenues:	1,029,247	1,146,893	1,340,641
<b>Total Revenues:</b>	<b>90,352,453</b>	<b>82,808,718</b>	<b>96,781,276</b>
Proceeds from Bond Sales:	0	0	0
Other Financing Sources:	0	669,000	0
Transfers from Other Funds:	616,321	775,927	407,629
<b>Total Revenues and Other Financing Sources:</b>	<b>90,968,774</b>	<b>84,253,645</b>	<b>97,188,905</b>
<b>CURRENT EXPENDITURES</b>			
General Government:	14,127,373	15,007,058	15,142,010
Public Safety:	13,785,968	14,111,764	15,868,075
Streets and Highways (Excluding Construction):	5,242,241	4,934,326	5,758,719
Sanitation:	0	0	0
Human Services:	38,688,647	32,775,000	40,649,107
Health:	5,398,715	4,931,976	5,568,717
Culture and Recreation:	2,029,312	1,902,023	2,105,164
Conservation of Natural Resources:	649,474	606,168	653,799
Economic Development:	74,215	74,215	75,481
Miscellaneous Current Expenditures:	0	0	0
<b>Total Current Expenditures:</b>	<b>79,995,945</b>	<b>74,342,530</b>	<b>85,821,072</b>
Debt Service - Principal:	1,621,560	1,621,560	1,773,682
Interest and Fiscal Charges:	1,259,966	1,259,966	1,187,999
Streets and Highways Construction:	9,326,449	5,720,319	8,681,470
Capital Outlay:	0	0	0
Other Financing Uses:	0	669,000	0
Transfers to Other Funds:	0	247,026	0
<b>Total Expenditures and Other Financing Uses:</b>	<b>92,203,920</b>	<b>83,860,401</b>	<b>97,464,223</b>

Name of County: OTTER TAIL

Budgeted funds: General /Road and Bridge /Human Services /Other Special Revenue/Debt Service

<b>REVENUES</b>	<b>1999 BUDGET</b>	<b>1999 AMENDED</b>	<b>2000 BUDGET</b>
Property Taxes:	13,032,890	0	12,970,821
All Other Taxes:	367,375	0	441,444
Special Assessments:	54,100	0	54,100
Licenses and Permits:	126,400	0	138,700
Federal Grants:	3,319,233	0	3,509,078
State General Purpose Aid:	7,084,095	0	10,899,187
State Categorical Aid:	11,567,000	0	7,281,000
Charges for Services:	3,442,989	0	2,958,322
Fines and Forfeits:	293,568	0	253,853
Interest on Investments:	1,172,800	0	1,131,000
Miscellaneous Revenues:	791,197	0	872,808
<b>Total Revenues:</b>	<b>41,251,647</b>	<b>0</b>	<b>40,510,313</b>
Proceeds from Bond Sales:	0	0	0
Other Financing Sources:	0	0	0
Transfers from Other Funds:	4,932	0	4,932
<b>Total Revenues and Other Financing Sources:</b>	<b>41,256,579</b>	<b>0</b>	<b>40,515,245</b>
<b>CURRENT EXPENDITURES</b>			
General Government:	5,813,288	0	6,225,097
Public Safety:	4,826,956	0	4,979,039
Streets and Highways (Excluding Construction):	4,214,500	0	4,349,500
Sanitation:	0	0	0
Human Services:	11,923,332	0	12,511,994
Health:	2,387,718	0	2,325,214
Culture and Recreation:	307,177	0	320,123
Conservation of Natural Resources:	477,162	0	431,154
Economic Development:	97,241	0	6,861
Miscellaneous Current Expenditures:	948,263	0	910,917
<b>Total Current Expenditures:</b>	<b>30,995,637</b>	<b>0</b>	<b>32,059,899</b>
Debt Service - Principal:	495,000	0	525,000
Interest and Fiscal Charges:	135,714	0	104,988
Streets and Highways Construction:	8,941,000	0	7,328,000
Capital Outlay:	2,753,425	0	2,003,507
Other Financing Uses:	31,351	0	31,500
Transfers to Other Funds:	4,932	0	4,932
<b>Total Expenditures and Other Financing Uses:</b>	<b>43,357,059</b>	<b>0</b>	<b>42,057,826</b>

Name of County: PENNINGTON

Budgeted funds: General /Road and Bridge /Human Services /Other Special Revenue/Debt Service/Capital Project

<b>REVENUES</b>	<b>1999 BUDGET</b>	<b>1999 AMENDED</b>	<b>2000 BUDGET</b>
Property Taxes:	3,688,165	0	3,876,158
All Other Taxes:	151,770	0	178,170
Special Assessments:	150,000	0	150,000
Licenses and Permits:	2,300	0	2,650
Federal Grants:	917,000	0	1,066,000
State General Purpose Aid:	778,350	0	719,370
State Categorical Aid:	4,100,184	0	3,835,628
Charges for Services:	1,007,270	0	1,165,685
Fines and Forfeits:	110,800	0	57,167
Interest on Investments:	235,000	0	175,000
Miscellaneous Revenues:	332,828	0	354,126
<b>Total Revenues:</b>	<b>11,473,667</b>	<b>0</b>	<b>11,579,954</b>
Proceeds from Bond Sales:	0	0	0
Other Financing Sources:	30,000	0	66,300
Transfers from Other Funds:	0	0	0
<b>Total Revenues and Other Financing Sources:</b>	<b>11,503,667</b>	<b>0</b>	<b>11,646,254</b>
<b>CURRENT EXPENDITURES</b>			
General Government:	1,496,958	0	1,504,298
Public Safety:	1,484,547	0	1,809,780
Streets and Highways (Excluding Construction):	1,741,827	0	1,525,572
Sanitation:	166,880	0	61,130
Human Services:	3,786,000	0	3,986,000
Health:	46,713	0	46,713
Culture and Recreation:	70,889	0	74,025
Conservation of Natural Resources:	431,364	0	432,076
Economic Development:	31,165	0	16,165
Miscellaneous Current Expenditures:	118,000	0	112,300
<b>Total Current Expenditures:</b>	<b>9,374,343</b>	<b>0</b>	<b>9,568,059</b>
Debt Service - Principal:	130,000	0	160,000
Interest and Fiscal Charges:	132,575	0	141,122
Streets and Highways Construction:	1,629,350	0	1,300,000
Capital Outlay:	1,701,300	0	376,500
Other Financing Uses:	0	0	0
Transfers to Other Funds:	0	0	0
<b>Total Expenditures and Other Financing Uses:</b>	<b>12,967,568</b>	<b>0</b>	<b>11,545,681</b>

Name of County: PINE

Budgeted funds: General /Road and Bridge /Human Services /Other Special Revenue/Debt Service

<b>REVENUES</b>	<b>1999 BUDGET</b>	<b>1999 AMENDED</b>	<b>2000 BUDGET</b>
Property Taxes:	6,436,796	6,436,796	7,059,931
All Other Taxes:	329,300	329,300	331,500
Special Assessments:	0	0	0
Licenses and Permits:	260,804	260,804	269,550
Federal Grants:	2,313,740	2,313,740	2,605,484
State General Purpose Aid:	1,137,292	1,137,292	1,303,882
State Categorical Aid:	8,624,334	8,624,334	7,470,774
Charges for Services:	2,085,969	2,083,969	1,327,459
Fines and Forfeits:	249,413	249,413	297,430
Interest on Investments:	472,000	472,000	520,000
Miscellaneous Revenues:	484,841	486,871	664,957
<b>Total Revenues:</b>	<b>22,394,489</b>	<b>22,394,519</b>	<b>21,850,967</b>
Proceeds from Bond Sales:	0	0	0
Other Financing Sources:	0	0	0
Transfers from Other Funds:	583,648	583,648	0
<b>Total Revenues and Other Financing Sources:</b>	<b>22,978,137</b>	<b>22,978,167</b>	<b>21,850,967</b>
<b>CURRENT EXPENDITURES</b>			
General Government:	2,846,206	2,864,723	2,948,674
Public Safety:	3,948,726	3,868,014	3,936,555
Streets and Highways (Excluding Construction):	3,403,851	3,403,851	3,170,572
Sanitation:	228,907	228,907	186,932
Human Services:	7,037,456	7,040,417	6,751,007
Health:	0	0	0
Culture and Recreation:	182,208	182,208	191,299
Conservation of Natural Resources:	330,561	330,561	335,749
Economic Development:	12,490	12,490	12,490
Miscellaneous Current Expenditures:	799,572	821,400	594,500
<b>Total Current Expenditures:</b>	<b>18,789,977</b>	<b>18,752,571</b>	<b>18,127,778</b>
Debt Service - Principal:	229,369	118,868	282,339
Interest and Fiscal Charges:	102,073	79,621	90,000
Streets and Highways Construction:	4,127,495	4,127,495	3,856,000
Capital Outlay:	0	0	0
Other Financing Uses:	0	0	0
Transfers to Other Funds:	583,648	583,648	0
<b>Total Expenditures and Other Financing Uses:</b>	<b>23,832,562</b>	<b>23,662,203</b>	<b>22,356,117</b>

Name of County: PIPESTONE

Budgeted funds: General /Road and Bridge /Human Services /Debt Service

<b>REVENUES</b>	<b>1999 BUDGET</b>	<b>1999 AMENDED</b>	<b>2000 BUDGET</b>
Property Taxes:	3,409,318	0	3,572,252
All Other Taxes:	2,500	0	2,500
Special Assessments:	60,000	0	90,000
Licenses and Permits:	2,950	0	3,120
Federal Grants:	585,200	0	552,590
State General Purpose Aid:	690,234	0	740,374
State Categorical Aid:	2,212,594	0	2,873,238
Charges for Services:	624,199	0	626,789
Fines and Forfeits:	115,900	0	77,400
Interest on Investments:	242,865	0	250,600
Miscellaneous Revenues:	515,900	0	306,227
<b>Total Revenues:</b>	<b>8,461,660</b>	<b>0</b>	<b>9,095,090</b>
Proceeds from Bond Sales:	0	0	0
Other Financing Sources:	561,000	0	0
Transfers from Other Funds:	628,491	0	852,921
<b>Total Revenues and Other Financing Sources:</b>	<b>9,651,151</b>	<b>0</b>	<b>9,948,011</b>
<b>CURRENT EXPENDITURES</b>			
General Government:	1,563,002	0	1,605,357
Public Safety:	1,201,708	0	1,161,489
Streets and Highways (Excluding Construction):	1,226,000	0	1,278,000
Sanitation:	151,428	0	153,864
Human Services:	2,615,263	0	2,899,046
Health:	131,417	0	139,318
Culture and Recreation:	80,120	0	84,124
Conservation of Natural Resources:	164,023	0	168,070
Economic Development:	0	0	0
Miscellaneous Current Expenditures:	246,323	0	300,743
<b>Total Current Expenditures:</b>	<b>7,379,284</b>	<b>0</b>	<b>7,790,011</b>
Debt Service - Principal:	260,000	0	260,000
Interest and Fiscal Charges:	46,000	0	46,000
Streets and Highways Construction:	1,755,000	0	1,696,000
Capital Outlay:	210,000	0	156,000
Other Financing Uses:	0	0	0
Transfers to Other Funds:	0	0	0
<b>Total Expenditures and Other Financing Uses:</b>	<b>9,650,284</b>	<b>0</b>	<b>9,948,011</b>

Name of County: POLK

Budgeted funds: N/A

<b>REVENUES</b>	<b>1999 BUDGET</b>	<b>1999 AMENDED</b>	<b>2000 BUDGET</b>
Property Taxes:	10,321,818	0	10,864,627
All Other Taxes:	0	0	0
Special Assessments:	1,075,000	0	1,275,000
Licenses and Permits:	20,000	0	18,000
Federal Grants:	5,502,259	0	5,032,264
State General Purpose Aid:	1,532,176	0	1,565,838
State Categorical Aid:	14,326,683	0	19,474,281
Charges for Services:	4,750,001	0	5,050,837
Fines and Forfeits:	158,000	0	75,000
Interest on Investments:	305,000	0	315,000
Miscellaneous Revenues:	44,000	0	44,000
<b>Total Revenues:</b>	<b>38,034,937</b>	<b>0</b>	<b>43,714,847</b>
Proceeds from Bond Sales:	0	0	565,500
Other Financing Sources:	0	0	0
Transfers from Other Funds:	0	0	0
<b>Total Revenues and Other Financing Sources:</b>	<b>38,034,937</b>	<b>0</b>	<b>44,280,347</b>
<b>CURRENT EXPENDITURES</b>			
General Government:	6,865,408	0	5,909,891
Public Safety:	2,984,145	0	3,360,418
Streets and Highways (Excluding Construction):	6,076,400	0	5,247,847
Sanitation:	675,961	0	432,180
Human Services:	11,156,535	0	11,888,817
Health:	1,656,665	0	1,632,371
Culture and Recreation:	248,259	0	185,250
Conservation of Natural Resources:	373,814	0	390,924
Economic Development:	0	0	0
Miscellaneous Current Expenditures:	0	0	7,453,080
<b>Total Current Expenditures:</b>	<b>30,037,187</b>	<b>0</b>	<b>36,500,778</b>
Debt Service - Principal:	0	0	0
Interest and Fiscal Charges:	159,565	0	155,103
Streets and Highways Construction:	6,850,000	0	6,700,000
Capital Outlay:	988,185	0	1,821,440
Other Financing Uses:	0	0	0
Transfers to Other Funds:	0	0	0
<b>Total Expenditures and Other Financing Uses:</b>	<b>38,034,937</b>	<b>0</b>	<b>45,177,321</b>

Name of County: POPE

Budgeted funds: General /Road and Bridge /Human Services /Other Special Revenue/Debt Service

<b>REVENUES</b>	<b>1999 BUDGET</b>	<b>1999 AMENDED</b>	<b>2000 BUDGET</b>
Property Taxes:	2,967,988	0	2,959,777
All Other Taxes:	25,000	0	25,000
Special Assessments:	0	0	0
Licenses and Permits:	17,800	0	20,000
Federal Grants:	986,269	0	778,205
State General Purpose Aid:	710,380	0	820,863
State Categorical Aid:	3,339,799	0	3,559,137
Charges for Services:	1,076,619	0	1,108,463
Fines and Forfeits:	0	0	0
Interest on Investments:	250,000	0	250,000
Miscellaneous Revenues:	238,000	0	212,089
<b>Total Revenues:</b>	<b>9,611,855</b>	<b>0</b>	<b>9,733,534</b>
Proceeds from Bond Sales:	0	0	0
Other Financing Sources:	0	0	0
Transfers from Other Funds:	0	0	0
<b>Total Revenues and Other Financing Sources:</b>	<b>9,611,855</b>	<b>0</b>	<b>9,733,534</b>
<b>CURRENT EXPENDITURES</b>			
General Government:	1,822,421	0	1,833,330
Public Safety:	917,412	0	1,009,349
Streets and Highways (Excluding Construction):	1,546,150	0	1,614,370
Sanitation:	0	0	0
Human Services:	2,225,000	0	2,386,000
Health:	606,819	0	617,041
Culture and Recreation:	48,380	0	49,227
Conservation of Natural Resources:	177,351	0	188,650
Economic Development:	0	0	0
Miscellaneous Current Expenditures:	174,071	0	144,772
<b>Total Current Expenditures:</b>	<b>7,517,604</b>	<b>0</b>	<b>7,842,739</b>
Debt Service - Principal:	95,000	0	100,000
Interest and Fiscal Charges:	22,401	0	17,165
Streets and Highways Construction:	2,310,450	0	2,020,250
Capital Outlay:	0	0	0
Other Financing Uses:	0	0	0
Transfers to Other Funds:	0	0	0
<b>Total Expenditures and Other Financing Uses:</b>	<b>9,945,455</b>	<b>0</b>	<b>9,980,154</b>

Name of County: RAMSEY

Budgeted funds: General /Human Services /Other Special Revenue/Debt Service/Capital Project

<b>REVENUES</b>	<b>1999 BUDGET</b>	<b>1999 AMENDED</b>	<b>2000 BUDGET</b>
Property Taxes:	154,952,520	154,568,453	156,720,670
All Other Taxes:	3,078,709	3,078,709	3,158,000
Special Assessments:	0	0	0
Licenses and Permits:	1,126,047	1,126,047	1,134,642
Federal Grants:	65,603,137	74,397,052	69,200,245
State General Purpose Aid:	13,045,980	13,430,047	14,524,210
State Categorical Aid:	87,800,601	99,596,483	99,255,164
Charges for Services:	45,035,173	45,996,219	46,144,400
Fines and Forfeits:	3,063,790	3,087,596	3,061,108
Interest on Investments:	12,115,600	12,128,849	13,616,708
Miscellaneous Revenues:	16,801,155	19,110,026	12,941,989
<b>Total Revenues:</b>	<b>402,622,712</b>	<b>426,519,481</b>	<b>419,757,136</b>
Proceeds from Bond Sales:	5,485,000	5,485,000	12,335,000
Other Financing Sources:	0	0	0
Transfers from Other Funds:	7,920,954	7,920,954	1,005,418
<b>Total Revenues and Other Financing Sources:</b>	<b>416,028,666</b>	<b>439,925,435</b>	<b>433,097,554</b>
<b>CURRENT EXPENDITURES</b>			
General Government:	60,831,544	66,291,952	62,979,219
Public Safety:	67,551,363	69,619,395	72,118,579
Streets and Highways (Excluding Construction):	11,394,346	11,304,028	11,469,042
Sanitation:	13,788,792	14,395,544	12,736,020
Human Services:	157,395,813	177,094,467	169,308,050
Health:	21,981,592	23,459,758	27,918,418
Culture and Recreation:	14,766,018	15,183,006	15,472,515
Conservation of Natural Resources:	1,161,639	1,238,168	1,212,702
Economic Development:	5,975,338	5,975,338	6,039,122
Miscellaneous Current Expenditures:	1,367,284	2,046,432	2,536,251
<b>Total Current Expenditures:</b>	<b>356,213,729</b>	<b>386,608,088</b>	<b>381,789,918</b>
Debt Service - Principal:	9,899,625	9,899,625	11,004,456
Interest and Fiscal Charges:	6,653,520	6,653,520	6,728,327
Streets and Highways Construction:	40,240,818	40,262,146	27,614,630
Capital Outlay:	15,392,239	15,418,707	18,654,710
Other Financing Uses:	0	0	0
Transfers to Other Funds:	513,703	513,703	322,887
<b>Total Expenditures and Other Financing Uses:</b>	<b>428,913,634</b>	<b>459,355,789</b>	<b>446,114,928</b>

Name of County: RED LAKE

Budgeted funds: N/A

<b>REVENUES</b>	<b>1999 BUDGET</b>	<b>1999 AMENDED</b>	<b>2000 BUDGET</b>
Property Taxes:	1,143,001	0	1,198,763
All Other Taxes:	66,500	0	46,500
Special Assessments:	22,600	0	34,500
Licenses and Permits:	1,400	0	1,400
Federal Grants:	564,832	0	172,815
State General Purpose Aid:	494,499	0	478,737
State Categorical Aid:	3,533,645	0	2,765,821
Charges for Services:	375,059	0	469,694
Fines and Forfeits:	23,300	0	25,200
Interest on Investments:	245,000	0	250,000
Miscellaneous Revenues:	47,126	0	88,925
<b>Total Revenues:</b>	<b>6,516,962</b>	<b>0</b>	<b>5,532,355</b>
Proceeds from Bond Sales:	0	0	0
Other Financing Sources:	18,000	0	150,050
Transfers from Other Funds:	0	0	15,000
<b>Total Revenues and Other Financing Sources:</b>	<b>6,534,962</b>	<b>0</b>	<b>5,697,405</b>
<b>CURRENT EXPENDITURES</b>			
General Government:	672,305	0	685,330
Public Safety:	590,848	0	638,332
Streets and Highways (Excluding Construction):	826,500	0	850,500
Sanitation:	167,278	0	177,224
Human Services:	1,050,883	0	1,091,921
Health:	29,000	0	29,000
Culture and Recreation:	59,937	0	58,081
Conservation of Natural Resources:	97,942	0	207,507
Economic Development:	86,327	0	85,327
Miscellaneous Current Expenditures:	202,477	0	118,500
<b>Total Current Expenditures:</b>	<b>3,783,497</b>	<b>0</b>	<b>3,941,722</b>
Debt Service - Principal:	300,000	0	315,000
Interest and Fiscal Charges:	20,160	0	6,930
Streets and Highways Construction:	2,269,260	0	1,019,430
Capital Outlay:	153,750	0	314,799
Other Financing Uses:	0	0	0
Transfers to Other Funds:	0	0	0
<b>Total Expenditures and Other Financing Uses:</b>	<b>6,526,667</b>	<b>0</b>	<b>5,597,881</b>

Name of County: REDWOOD

Budgeted funds: General /Road and Bridge /Human Services /Other Special Revenue

<b>REVENUES</b>	<b>1999 BUDGET</b>	<b>1999 AMENDED</b>	<b>2000 BUDGET</b>
Property Taxes:	5,359,684	5,359,684	5,395,120
All Other Taxes:	44,250	44,250	43,800
Special Assessments:	239,000	239,000	219,600
Licenses and Permits:	12,800	12,800	13,200
Federal Grants:	1,765,368	1,765,368	1,703,538
State General Purpose Aid:	1,208,931	1,208,931	1,189,434
State Categorical Aid:	5,791,543	5,791,543	5,472,063
Charges for Services:	988,024	988,024	1,006,548
Fines and Forfeits:	98,000	98,000	53,000
Interest on Investments:	221,000	221,000	200,000
Miscellaneous Revenues:	200,773	200,773	275,587
<b>Total Revenues:</b>	<b>15,929,373</b>	<b>15,929,373</b>	<b>15,571,890</b>
Proceeds from Bond Sales:	0	0	0
Other Financing Sources:	0	0	0
Transfers from Other Funds:	0	0	0
<b>Total Revenues and Other Financing Sources:</b>	<b>15,929,373</b>	<b>15,929,373</b>	<b>15,571,890</b>
<b>CURRENT EXPENDITURES</b>			
General Government:	2,048,516	2,048,516	1,934,284
Public Safety:	1,328,319	1,328,319	1,367,775
Streets and Highways (Excluding Construction):	1,525,179	1,525,179	1,738,000
Sanitation:	198,918	198,918	203,872
Human Services:	3,982,244	3,982,244	4,336,166
Health:	1,087,121	1,087,121	1,131,849
Culture and Recreation:	102,825	102,825	100,146
Conservation of Natural Resources:	362,370	362,370	369,723
Economic Development:	26,200	26,200	26,200
Miscellaneous Current Expenditures:	945,821	945,821	1,324,000
<b>Total Current Expenditures:</b>	<b>11,607,513</b>	<b>11,607,513</b>	<b>12,532,015</b>
Debt Service - Principal:	0	0	0
Interest and Fiscal Charges:	0	0	0
Streets and Highways Construction:	4,040,000	4,040,000	3,644,000
Capital Outlay:	274,450	274,450	312,439
Other Financing Uses:	0	0	0
Transfers to Other Funds:	0	0	0
<b>Total Expenditures and Other Financing Uses:</b>	<b>15,921,963</b>	<b>15,921,963</b>	<b>16,488,454</b>

Name of County: RENVILLE

Budgeted funds: General /Road and Bridge /Human Services /Other Special Revenue/Debt Service

<b>REVENUES</b>	<b>1999 BUDGET</b>	<b>1999 AMENDED</b>	<b>2000 BUDGET</b>
Property Taxes:	5,223,622	0	5,503,161
All Other Taxes:	22,000	0	20,000
Special Assessments:	83,078	0	83,078
Licenses and Permits:	19,200	0	25,455
Federal Grants:	1,457,063	0	1,551,816
State General Purpose Aid:	935,878	0	1,056,870
State Categorical Aid:	5,700,380	0	6,034,699
Charges for Services:	1,434,888	0	1,447,968
Fines and Forfeits:	0	0	0
Interest on Investments:	322,000	0	370,000
Miscellaneous Revenues:	519,594	0	495,762
<b>Total Revenues:</b>	<b>15,717,703</b>	<b>0</b>	<b>16,588,809</b>
Proceeds from Bond Sales:	0	0	0
Other Financing Sources:	0	0	0
Transfers from Other Funds:	1,153,388	0	354,900
<b>Total Revenues and Other Financing Sources:</b>	<b>16,871,091</b>	<b>0</b>	<b>16,943,709</b>
<b>CURRENT EXPENDITURES</b>			
General Government:	2,441,029	0	2,746,327
Public Safety:	1,071,679	0	1,592,147
Streets and Highways (Excluding Construction):	2,721,700	0	3,280,100
Sanitation:	898,985	0	645,221
Human Services:	5,065,615	0	5,163,801
Health:	925,825	0	1,030,907
Culture and Recreation:	205,475	0	213,430
Conservation of Natural Resources:	305,483	0	308,253
Economic Development:	50,000	0	50,000
Miscellaneous Current Expenditures:	0	0	0
<b>Total Current Expenditures:</b>	<b>13,685,791</b>	<b>0</b>	<b>15,030,186</b>
Debt Service - Principal:	0	0	0
Interest and Fiscal Charges:	0	0	36,186
Streets and Highways Construction:	3,185,300	0	2,956,900
Capital Outlay:	0	0	0
Other Financing Uses:	0	0	0
Transfers to Other Funds:	0	0	0
<b>Total Expenditures and Other Financing Uses:</b>	<b>16,871,091</b>	<b>0</b>	<b>18,023,272</b>

Name of County: RICE

Budgeted funds: General /Road and Bridge /Human Services /Other Special Revenue/Debt Service

<b>REVENUES</b>	<b>1999 BUDGET</b>	<b>1999 AMENDED</b>	<b>2000 BUDGET</b>
Property Taxes:	9,905,623	9,905,623	10,301,165
All Other Taxes:	203,500	203,500	210,000
Special Assessments:	388,000	388,000	414,000
Licenses and Permits:	315,600	315,600	327,400
Federal Grants:	2,660,294	2,660,294	2,514,986
State General Purpose Aid:	1,570,671	1,570,671	1,657,950
State Categorical Aid:	6,652,217	6,652,217	8,363,661
Charges for Services:	3,676,341	3,676,341	3,738,176
Fines and Forfeits:	376,000	376,000	383,500
Interest on Investments:	750,000	750,000	800,000
Miscellaneous Revenues:	1,746,584	1,384,220	1,258,233
<b>Total Revenues:</b>	<b>28,244,830</b>	<b>27,882,466</b>	<b>29,969,071</b>
Proceeds from Bond Sales:	0	0	0
Other Financing Sources:	0	0	0
Transfers from Other Funds:	0	0	0
<b>Total Revenues and Other Financing Sources:</b>	<b>28,244,830</b>	<b>27,882,466</b>	<b>29,969,071</b>
<b>CURRENT EXPENDITURES</b>			
General Government:	4,937,675	4,937,675	5,435,643
Public Safety:	4,841,771	4,841,771	5,140,893
Streets and Highways (Excluding Construction):	2,220,516	2,220,516	2,321,931
Sanitation:	2,673,114	2,673,114	2,547,265
Human Services:	8,205,473	8,205,473	8,596,175
Health:	2,028,747	2,028,747	2,045,257
Culture and Recreation:	476,955	476,955	515,043
Conservation of Natural Resources:	292,579	292,579	332,897
Economic Development:	23,000	23,000	31,652
Miscellaneous Current Expenditures:	0	0	0
<b>Total Current Expenditures:</b>	<b>25,699,830</b>	<b>25,699,830</b>	<b>26,966,756</b>
Debt Service - Principal:	299,000	299,000	333,000
Interest and Fiscal Charges:	411,000	411,000	357,000
Streets and Highways Construction:	1,835,000	1,835,000	2,400,000
Capital Outlay:	0	0	50,000
Other Financing Uses:	0	0	0
Transfers to Other Funds:	0	0	0
<b>Total Expenditures and Other Financing Uses:</b>	<b>28,244,830</b>	<b>28,244,830</b>	<b>30,106,756</b>

Name of County: ROCK

Budgeted funds: General /Road and Bridge /Human Services /Other Special Revenue

<b>REVENUES</b>	<b>1999 BUDGET</b>	<b>1999 AMENDED</b>	<b>2000 BUDGET</b>
Property Taxes:	2,447,846	2,447,846	2,583,016
All Other Taxes:	536,724	536,724	579,474
Special Assessments:	197,363	197,363	220,750
Licenses and Permits:	59,172	59,172	58,647
Federal Grants:	221,501	221,501	260,300
State General Purpose Aid:	608,120	608,120	619,055
State Categorical Aid:	2,875,000	2,875,000	2,875,000
Charges for Services:	149,000	149,000	43,500
Fines and Forfeits:	0	0	0
Interest on Investments:	238,900	238,900	238,900
Miscellaneous Revenues:	574,520	574,520	641,591
<b>Total Revenues:</b>	<b>7,908,146</b>	<b>7,908,146</b>	<b>8,120,233</b>
Proceeds from Bond Sales:	0	0	0
Other Financing Sources:	0	0	0
Transfers from Other Funds:	0	0	0
<b>Total Revenues and Other Financing Sources:</b>	<b>7,908,146</b>	<b>7,908,146</b>	<b>8,120,233</b>
<b>CURRENT EXPENDITURES</b>			
General Government:	1,280,673	1,280,673	1,236,640
Public Safety:	869,725	869,725	940,045
Streets and Highways (Excluding Construction):	3,773,737	3,773,737	3,561,237
Sanitation:	380,513	380,513	372,075
Human Services:	878,425	878,425	1,031,311
Health:	45,658	45,658	47,028
Culture and Recreation:	178,736	178,736	183,181
Conservation of Natural Resources:	88,169	88,169	91,430
Economic Development:	0	0	0
Miscellaneous Current Expenditures:	412,510	412,510	657,286
<b>Total Current Expenditures:</b>	<b>7,908,146</b>	<b>7,908,146</b>	<b>8,120,233</b>
Debt Service - Principal:	0	0	0
Interest and Fiscal Charges:	0	0	0
Streets and Highways Construction:	0	0	0
Capital Outlay:	0	0	0
Other Financing Uses:	0	0	0
Transfers to Other Funds:	0	0	0
<b>Total Expenditures and Other Financing Uses:</b>	<b>7,908,146</b>	<b>7,908,146</b>	<b>8,120,233</b>

Name of County: ROSEAU

Budgeted funds: General /Road and Bridge /Human Services /Other Special Revenue

<b>REVENUES</b>	<b>1999 BUDGET</b>	<b>1999 AMENDED</b>	<b>2000 BUDGET</b>
Property Taxes:	3,115,786	3,115,786	3,132,883
All Other Taxes:	0	0	0
Special Assessments:	575,000	575,000	436,725
Licenses and Permits:	2,470	2,470	1,980
Federal Grants:	617,916	617,916	634,022
State General Purpose Aid:	2,203,478	2,203,478	1,846,456
State Categorical Aid:	3,000,000	3,000,000	3,385,944
Charges for Services:	1,205,635	1,205,635	549,842
Fines and Forfeits:	71,000	71,000	37,500
Interest on Investments:	275,600	275,600	275,350
Miscellaneous Revenues:	697,090	697,090	1,145,185
<b>Total Revenues:</b>	<b>11,763,975</b>	<b>11,763,975</b>	<b>11,445,887</b>
Proceeds from Bond Sales:	0	0	0
Other Financing Sources:	0	0	0
Transfers from Other Funds:	32,250	32,250	24,500
<b>Total Revenues and Other Financing Sources:</b>	<b>11,796,225</b>	<b>11,796,225</b>	<b>11,470,387</b>
<b>CURRENT EXPENDITURES</b>			
General Government:	1,727,237	1,727,237	1,334,687
Public Safety:	967,711	967,711	962,735
Streets and Highways (Excluding Construction):	1,465,465	1,465,465	2,492,472
Sanitation:	812,835	812,835	798,560
Human Services:	2,114,475	2,114,475	2,133,119
Health:	0	0	0
Culture and Recreation:	199,571	199,571	204,465
Conservation of Natural Resources:	264,972	264,972	238,344
Economic Development:	14,051	14,051	1,551
Miscellaneous Current Expenditures:	271,386	271,386	267,450
<b>Total Current Expenditures:</b>	<b>7,837,703</b>	<b>7,837,703</b>	<b>8,433,383</b>
Debt Service - Principal:	0	0	0
Interest and Fiscal Charges:	0	0	0
Streets and Highways Construction:	3,210,000	3,210,000	2,251,037
Capital Outlay:	406,848	406,848	644,398
Other Financing Uses:	0	0	0
Transfers to Other Funds:	0	0	0
<b>Total Expenditures and Other Financing Uses:</b>	<b>11,454,551</b>	<b>11,454,551</b>	<b>11,328,818</b>

Name of County: SCOTT

Budgeted funds: General /Road and Bridge /Human Services /Other Special Revenue/Debt Service/Capital Project

<b>REVENUES</b>	<b>1999 BUDGET</b>	<b>1999 AMENDED</b>	<b>2000 BUDGET</b>
Property Taxes:	23,302,908	23,302,908	24,056,278
All Other Taxes:	858,891	858,891	901,940
Special Assessments:	0	0	0
Licenses and Permits:	982,513	982,513	1,044,760
Federal Grants:	6,374,157	6,374,157	5,857,365
State General Purpose Aid:	4,835,326	4,835,326	5,269,189
State Categorical Aid:	7,806,580	7,806,580	8,826,618
Charges for Services:	4,750,889	4,750,889	4,854,854
Fines and Forfeits:	466,867	466,867	498,000
Interest on Investments:	2,500,000	2,500,000	3,100,000
Miscellaneous Revenues:	1,566,928	1,566,928	1,878,330
<b>Total Revenues:</b>	<b>53,445,059</b>	<b>53,445,059</b>	<b>56,287,334</b>
Proceeds from Bond Sales:	0	0	0
Other Financing Sources:	0	0	0
Transfers from Other Funds:	0	0	0
<b>Total Revenues and Other Financing Sources:</b>	<b>53,445,059</b>	<b>53,445,059</b>	<b>56,287,334</b>
<b>CURRENT EXPENDITURES</b>			
General Government:	13,413,454	13,413,454	14,498,308
Public Safety:	7,334,081	7,334,081	7,682,713
Streets and Highways (Excluding Construction):	2,829,384	2,829,384	2,782,970
Sanitation:	0	0	0
Human Services:	11,593,648	11,593,648	13,342,955
Health:	1,953,893	1,953,893	2,098,241
Culture and Recreation:	1,635,855	1,635,855	1,884,871
Conservation of Natural Resources:	389,240	389,240	377,178
Economic Development:	775,003	775,003	833,894
Miscellaneous Current Expenditures:	0	0	0
<b>Total Current Expenditures:</b>	<b>39,924,558</b>	<b>39,924,558</b>	<b>43,501,130</b>
Debt Service - Principal:	1,015,000	1,015,000	1,065,000
Interest and Fiscal Charges:	1,124,205	1,124,205	1,054,161
Streets and Highways Construction:	9,674,978	9,674,978	8,082,543
Capital Outlay:	1,456,318	1,456,318	2,334,500
Other Financing Uses:	250,000	250,000	250,000
Transfers to Other Funds:	0	0	0
<b>Total Expenditures and Other Financing Uses:</b>	<b>53,445,059</b>	<b>53,445,059</b>	<b>56,287,334</b>

Name of County: SHERBURNE

Budgeted funds: General /Road and Bridge /Human Services /Other Special Revenue/Debt Service/Capital Project

<b>REVENUES</b>	<b>1999 BUDGET</b>	<b>1999 AMENDED</b>	<b>2000 BUDGET</b>
Property Taxes:	17,080,039	17,080,039	18,611,977
All Other Taxes:	364,494	364,494	380,050
Special Assessments:	14,000	14,000	14,000
Licenses and Permits:	471,810	471,810	549,367
Federal Grants:	2,407,924	9,407,924	2,865,867
State General Purpose Aid:	1,779,528	1,779,528	1,526,153
State Categorical Aid:	6,576,660	4,518,660	6,546,364
Charges for Services:	5,240,133	5,240,133	5,907,568
Fines and Forfeits:	656,550	656,550	676,000
Interest on Investments:	1,400,000	1,400,000	1,475,000
Miscellaneous Revenues:	988,614	988,614	916,899
<b>Total Revenues:</b>	<b>36,979,752</b>	<b>41,921,752</b>	<b>39,469,245</b>
Proceeds from Bond Sales:	0	5,026,283	0
Other Financing Sources:	0	0	0
Transfers from Other Funds:	3,259,002	3,259,002	1,077,479
<b>Total Revenues and Other Financing Sources:</b>	<b>40,238,754</b>	<b>50,207,037</b>	<b>40,546,724</b>
<b>CURRENT EXPENDITURES</b>			
General Government:	7,057,641	7,057,641	7,702,355
Public Safety:	6,544,657	6,544,657	8,298,779
Streets and Highways (Excluding Construction):	2,878,235	2,878,235	3,002,765
Sanitation:	2,912,755	1,292,637	787,891
Human Services:	9,104,587	9,104,587	10,096,843
Health:	1,061,820	1,061,820	1,131,568
Culture and Recreation:	922,823	922,823	1,038,399
Conservation of Natural Resources:	591,874	591,874	610,144
Economic Development:	102,834	102,834	99,270
Miscellaneous Current Expenditures:	435,610	435,610	486,770
<b>Total Current Expenditures:</b>	<b>31,612,836</b>	<b>29,992,718</b>	<b>33,254,784</b>
Debt Service - Principal:	550,000	550,000	40,000
Interest and Fiscal Charges:	438,377	438,377	666,859
Streets and Highways Construction:	5,696,742	3,638,742	3,077,750
Capital Outlay:	2,040,799	9,275,338	6,909,139
Other Financing Uses:	0	0	0
Transfers to Other Funds:	0	1,620,118	1,538,936
<b>Total Expenditures and Other Financing Uses:</b>	<b>40,338,754</b>	<b>45,515,293</b>	<b>45,487,468</b>



Name of County: SIBLEY

Budgeted funds: N/A

<b>REVENUES</b>	<b>1999 BUDGET</b>	<b>1999 AMENDED</b>	<b>2000 BUDGET</b>
Property Taxes:	4,782,742	4,681,265	4,913,625
All Other Taxes:	21,500	56,500	68,500
Special Assessments:	120,000	120,000	121,000
Licenses and Permits:	27,080	27,075	27,600
Federal Grants:	1,275,709	1,386,055	1,234,862
State General Purpose Aid:	1,105,881	1,112,233	1,220,379
State Categorical Aid:	4,899,363	4,673,935	4,564,457
Charges for Services:	648,817	913,421	976,026
Fines and Forfeits:	75,500	75,500	72,500
Interest on Investments:	350,000	350,000	340,000
Miscellaneous Revenues:	105,687	44,300	58,900
<b>Total Revenues:</b>	<b>13,412,279</b>	<b>13,440,284</b>	<b>13,597,849</b>
Proceeds from Bond Sales:	0	0	0
Other Financing Sources:	24,600	257,794	312,263
Transfers from Other Funds:	133,654	4,750	4,750
<b>Total Revenues and Other Financing Sources:</b>	<b>13,570,533</b>	<b>13,702,828</b>	<b>13,914,862</b>
<b>CURRENT EXPENDITURES</b>			
General Government:	1,894,866	1,924,995	1,991,737
Public Safety:	1,302,153	1,365,466	1,327,013
Streets and Highways (Excluding Construction):	1,935,927	1,935,927	1,922,839
Sanitation:	167,516	167,516	171,522
Human Services:	3,450,555	3,450,555	3,319,960
Health:	945,670	945,670	934,971
Culture and Recreation:	250,443	250,443	252,849
Conservation of Natural Resources:	328,520	328,520	350,891
Economic Development:	126,411	151,026	259,082
Miscellaneous Current Expenditures:	253,749	249,549	269,900
<b>Total Current Expenditures:</b>	<b>10,655,810</b>	<b>10,769,667</b>	<b>10,800,764</b>
Debt Service - Principal:	235,000	235,000	320,000
Interest and Fiscal Charges:	126,000	126,000	140,000
Streets and Highways Construction:	2,479,354	2,479,345	2,293,225
Capital Outlay:	401,156	416,446	388,273
Other Financing Uses:	0	0	0
Transfers to Other Funds:	0	0	0
<b>Total Expenditures and Other Financing Uses:</b>	<b>13,897,320</b>	<b>14,026,458</b>	<b>13,942,262</b>

Name of County: STEARNS

Budgeted funds: General /Road and Bridge /Human Services /Other Special Revenue/Debt Service

<b>REVENUES</b>	<b>1999 BUDGET</b>	<b>1999 AMENDED</b>	<b>2000 BUDGET</b>
Property Taxes:	27,079,265	27,079,265	29,722,190
All Other Taxes:	463,900	463,900	445,700
Special Assessments:	244,369	244,369	249,119
Licenses and Permits:	381,105	381,105	383,875
Federal Grants:	10,000,521	10,000,521	6,834,437
State General Purpose Aid:	4,975,769	4,975,769	4,536,906
State Categorical Aid:	18,874,355	19,432,860	21,026,542
Charges for Services:	3,256,927	3,258,927	3,266,228
Fines and Forfeits:	942,713	942,713	701,383
Interest on Investments:	1,092,646	1,092,646	1,180,994
Miscellaneous Revenues:	6,056,270	6,437,469	4,490,582
<b>Total Revenues:</b>	<b>73,367,840</b>	<b>74,309,544</b>	<b>72,837,956</b>
Proceeds from Bond Sales:	0	0	0
Other Financing Sources:	0	16,000	0
Transfers from Other Funds:	0	234,875	0
<b>Total Revenues and Other Financing Sources:</b>	<b>73,367,840</b>	<b>74,560,419</b>	<b>72,837,956</b>
<b>CURRENT EXPENDITURES</b>			
General Government:	11,527,777	11,090,015	11,046,935
Public Safety:	10,030,934	10,186,017	10,982,883
Streets and Highways (Excluding Construction):	4,437,633	4,913,089	4,482,445
Sanitation:	365,754	554,303	695,830
Human Services:	23,271,142	23,495,224	25,238,901
Health:	1,734,210	1,801,681	1,842,128
Culture and Recreation:	1,828,360	1,832,874	2,491,528
Conservation of Natural Resources:	1,401,195	1,601,627	882,919
Economic Development:	140,755	140,755	105,000
Miscellaneous Current Expenditures:	0	0	0
<b>Total Current Expenditures:</b>	<b>54,737,760</b>	<b>55,615,585</b>	<b>57,768,569</b>
Debt Service - Principal:	3,190,000	3,190,000	3,880,000
Interest and Fiscal Charges:	1,874,068	1,874,068	1,317,854
Streets and Highways Construction:	11,873,818	11,873,818	8,030,857
Capital Outlay:	1,502,194	1,582,073	1,840,676
Other Financing Uses:	0	0	0
Transfers to Other Funds:	0	234,875	0
<b>Total Expenditures and Other Financing Uses:</b>	<b>73,177,840</b>	<b>74,370,419</b>	<b>72,837,956</b>

Name of County: STEELE

Budgeted funds: General /Road and Bridge /Human Services /Debt Service

<b>REVENUES</b>	<b>1999 BUDGET</b>	<b>1999 AMENDED</b>	<b>2000 BUDGET</b>
Property Taxes:	7,569,884	0	8,146,724
All Other Taxes:	10,000	0	14,107
Special Assessments:	0	0	0
Licenses and Permits:	107,050	0	114,460
Federal Grants:	1,775,224	0	2,509,404
State General Purpose Aid:	1,250,107	0	1,323,292
State Categorical Aid:	5,631,858	0	6,245,567
Charges for Services:	1,441,784	0	1,605,603
Fines and Forfeits:	130,000	0	162,500
Interest on Investments:	241,000	0	304,500
Miscellaneous Revenues:	901,232	0	405,513
<b>Total Revenues:</b>	<b>19,058,139</b>	<b>0</b>	<b>20,831,670</b>
Proceeds from Bond Sales:	0	0	0
Other Financing Sources:	0	0	0
Transfers from Other Funds:	937,079	0	1,086,968
<b>Total Revenues and Other Financing Sources:</b>	<b>19,995,218</b>	<b>0</b>	<b>21,918,638</b>
<b>CURRENT EXPENDITURES</b>			
General Government:	3,774,738	0	4,214,115
Public Safety:	2,583,193	0	3,365,680
Streets and Highways (Excluding Construction):	1,766,327	0	1,759,657
Sanitation:	516,836	0	547,004
Human Services:	5,936,288	0	6,313,649
Health:	947,370	0	955,468
Culture and Recreation:	219,865	0	251,550
Conservation of Natural Resources:	372,482	0	389,187
Economic Development:	25,000	0	25,000
Miscellaneous Current Expenditures:	0	0	0
<b>Total Current Expenditures:</b>	<b>16,142,099</b>	<b>0</b>	<b>17,821,310</b>
Debt Service - Principal:	486,288	0	745,000
Interest and Fiscal Charges:	360,712	0	385,120
Streets and Highways Construction:	2,601,299	0	2,663,708
Capital Outlay:	104,820	0	0
Other Financing Uses:	0	0	3,500
Transfers to Other Funds:	300,000	0	300,000
<b>Total Expenditures and Other Financing Uses:</b>	<b>19,995,218</b>	<b>0</b>	<b>21,918,638</b>

Name of County: STEVENS

Budgeted funds: General /Road and Bridge /Human Services /Other Special Revenue

<b>REVENUES</b>	<b>1999 BUDGET</b>	<b>1999 AMENDED</b>	<b>2000 BUDGET</b>
Property Taxes:	2,753,949	0	2,710,504
All Other Taxes:	57,000	0	0
Special Assessments:	375,346	0	0
Licenses and Permits:	5,000	0	15,200
Federal Grants:	4,000	0	0
State General Purpose Aid:	994,416	0	1,066,301
State Categorical Aid:	3,694,438	0	3,592,551
Charges for Services:	2,008,709	0	2,052,643
Fines and Forfeits:	0	0	0
Interest on Investments:	275,000	0	300,000
Miscellaneous Revenues:	80,000	0	260,800
<b>Total Revenues:</b>	<b>10,247,858</b>	<b>0</b>	<b>9,997,999</b>
Proceeds from Bond Sales:	0	0	0
Other Financing Sources:	0	0	0
Transfers from Other Funds:	0	0	0
<b>Total Revenues and Other Financing Sources:</b>	<b>10,247,858</b>	<b>0</b>	<b>9,997,999</b>
<b>CURRENT EXPENDITURES</b>			
General Government:	1,206,026	0	1,244,188
Public Safety:	656,134	0	707,894
Streets and Highways (Excluding Construction):	1,367,000	0	1,365,637
Sanitation:	86,093	0	91,039
Human Services:	2,656,090	0	2,718,073
Health:	1,775,942	0	1,765,336
Culture and Recreation:	104,194	0	104,884
Conservation of Natural Resources:	285,007	0	249,713
Economic Development:	52,359	0	93,850
Miscellaneous Current Expenditures:	88,000	0	88,000
<b>Total Current Expenditures:</b>	<b>8,276,845</b>	<b>0</b>	<b>8,428,614</b>
Debt Service - Principal:	55,000	0	0
Interest and Fiscal Charges:	36,787	0	0
Streets and Highways Construction:	2,330,000	0	1,380,400
Capital Outlay:	452,976	0	289,063
Other Financing Uses:	0	0	0
Transfers to Other Funds:	0	0	0
<b>Total Expenditures and Other Financing Uses:</b>	<b>11,151,608</b>	<b>0</b>	<b>10,098,077</b>

Name of County: ST. LOUIS

Budgeted funds: General /Road and Bridge /Human Services /Other Special Revenue/Debt Service/Capital Project

<b>REVENUES</b>	<b>1999 BUDGET</b>	<b>1999 AMENDED</b>	<b>2000 BUDGET</b>
Property Taxes:	56,766,983	55,428,945	58,194,870
All Other Taxes:	3,192,010	3,196,010	2,791,010
Special Assessments:	0	0	0
Licenses and Permits:	146,170	146,170	146,170
Federal Grants:	24,535,943	24,822,872	23,953,960
State General Purpose Aid:	18,966,699	20,304,737	21,022,054
State Categorical Aid:	58,546,828	58,289,492	48,790,448
Charges for Services:	7,250,639	7,700,436	7,692,836
Fines and Forfeits:	1,226,710	1,386,719	1,442,837
Interest on Investments:	2,426,062	3,010,072	2,810,072
Miscellaneous Revenues:	1,913,709	2,199,191	2,072,248
<b>Total Revenues:</b>	<b>174,971,753</b>	<b>176,484,644</b>	<b>168,916,505</b>
Proceeds from Bond Sales:	0	3,930,000	0
Other Financing Sources:	0	0	0
Transfers from Other Funds:	0	1,088,317	114,920
<b>Total Revenues and Other Financing Sources:</b>	<b>174,971,753</b>	<b>181,502,961</b>	<b>169,031,425</b>
<b>CURRENT EXPENDITURES</b>			
General Government:	25,646,583	25,674,863	26,556,503
Public Safety:	24,913,416	25,619,635	25,603,602
Streets and Highways (Excluding Construction):	24,373,065	24,690,467	26,016,035
Sanitation:	0	0	0
Human Services:	66,587,879	64,594,563	65,223,670
Health:	6,214,694	6,791,094	6,814,642
Culture and Recreation:	595,305	1,135,305	619,450
Conservation of Natural Resources:	694,223	912,193	719,833
Economic Development:	4,456,202	4,394,092	4,107,701
Miscellaneous Current Expenditures:	0	0	0
<b>Total Current Expenditures:</b>	<b>153,481,367</b>	<b>153,812,212</b>	<b>155,661,436</b>
Debt Service - Principal:	2,184,600	2,849,600	2,945,700
Interest and Fiscal Charges:	1,251,279	1,251,279	1,274,151
Streets and Highways Construction:	18,008,860	18,942,860	9,475,400
Capital Outlay:	3,415,516	5,082,601	4,121,930
Other Financing Uses:	0	0	0
Transfers to Other Funds:	0	0	0
<b>Total Expenditures and Other Financing Uses:</b>	<b>178,341,622</b>	<b>181,938,552</b>	<b>173,478,617</b>

Name of County: SWIFT

Budgeted funds: General Road and Bridge /Other Special Revenue/Debt Service/Capital Project

<b>REVENUES</b>	<b>1999 BUDGET</b>	<b>1999 AMENDED</b>	<b>2000 BUDGET</b>
Property Taxes:	3,511,860	0	3,446,553
All Other Taxes:	0	0	34,000
Special Assessments:	110,000	0	110,000
Licenses and Permits:	4,000	0	12,000
Federal Grants:	811,440	0	2,138,600
State General Purpose Aid:	873,000	0	965,356
State Categorical Aid:	3,021,348	0	3,237,837
Charges for Services:	1,356,560	0	1,191,945
Fines and Forfeits:	0	0	0
Interest on Investments:	306,250	0	390,000
Miscellaneous Revenues:	1,000	0	1,000
<b>Total Revenues:</b>	<b>9,995,458</b>	<b>0</b>	<b>11,527,291</b>
Proceeds from Bond Sales:	0	0	0
Other Financing Sources:	285,472	0	10,671
Transfers from Other Funds:	0	0	0
<b>Total Revenues and Other Financing Sources:</b>	<b>10,280,930</b>	<b>0</b>	<b>11,537,962</b>
<b>CURRENT EXPENDITURES</b>			
General Government:	2,172,111	0	2,077,418
Public Safety:	854,600	0	890,175
Streets and Highways (Excluding Construction):	1,910,014	0	1,667,000
Sanitation:	672,660	0	689,520
Human Services:	2,808,296	0	3,050,733
Health:	0	0	0
Culture and Recreation:	8,000	0	10,000
Conservation of Natural Resources:	129,082	0	113,800
Economic Development:	30,900	0	153,400
Miscellaneous Current Expenditures:	0	0	0
<b>Total Current Expenditures:</b>	<b>8,585,663</b>	<b>0</b>	<b>8,652,046</b>
Debt Service - Principal:	0	0	0
Interest and Fiscal Charges:	0	0	0
Streets and Highways Construction:	1,906,000	0	2,868,000
Capital Outlay:	238,850	0	240,860
Other Financing Uses:	0	0	0
Transfers to Other Funds:	0	0	0
<b>Total Expenditures and Other Financing Uses:</b>	<b>10,730,513</b>	<b>0</b>	<b>11,760,906</b>

Name of County: TODD

Budgeted funds: General /Road and Bridge /Human Services /Other Special Revenue

<b>REVENUES</b>	<b>1999 BUDGET</b>	<b>1999 AMENDED</b>	<b>2000 BUDGET</b>
Property Taxes:	5,950,537	0	5,947,590
All Other Taxes:	708,000	0	708,000
Special Assessments:	0	0	0
Licenses and Permits:	101,010	0	111,850
Federal Grants:	1,528,714	0	1,057,842
State General Purpose Aid:	1,853,151	0	1,741,041
State Categorical Aid:	2,670,224	0	2,572,730
Charges for Services:	1,635,054	726,340	1,696,638
Fines and Forfeits:	144,650	158,348	4,284
Interest on Investments:	353,548	0	250,000
Miscellaneous Revenues:	977,157	0	1,034,031
<b>Total Revenues:</b>	<b>15,922,045</b>	<b>884,688</b>	<b>15,124,006</b>
Proceeds from Bond Sales:	0	0	0
Other Financing Sources:	0	0	0
Transfers from Other Funds:	1,277,788	0	562,659
<b>Total Revenues and Other Financing Sources:</b>	<b>17,199,833</b>	<b>884,688</b>	<b>15,686,665</b>
<b>CURRENT EXPENDITURES</b>			
General Government:	2,231,119	2,550,894	2,517,153
Public Safety:	1,535,378	1,733,943	1,734,363
Streets and Highways (Excluding Construction):	2,029,000	0	2,035,000
Sanitation:	0	0	0
Human Services:	6,079,840	0	5,384,732
Health:	1,514,800	0	1,561,926
Culture and Recreation:	168,449	177,449	56,549
Conservation of Natural Resources:	207,394	0	215,142
Economic Development:	46,000	0	45,000
Miscellaneous Current Expenditures:	523,090	0	503,836
<b>Total Current Expenditures:</b>	<b>14,335,070</b>	<b>4,462,286</b>	<b>14,053,701</b>
Debt Service - Principal:	300,000	0	130,000
Interest and Fiscal Charges:	69,553	0	58,316
Streets and Highways Construction:	1,000,000	0	925,000
Capital Outlay:	649,789	192,108	788,375
Other Financing Uses:	0	0	0
Transfers to Other Funds:	100,000	0	100,000
<b>Total Expenditures and Other Financing Uses:</b>	<b>16,454,412</b>	<b>4,654,394</b>	<b>16,055,392</b>

Name of County: TRAVERSE

Budgeted funds: General /Road and Bridge /Human Services

<b>REVENUES</b>	<b>1999 BUDGET</b>	<b>1999 AMENDED</b>	<b>2000 BUDGET</b>
Property Taxes:	1,866,302	0	1,811,262
All Other Taxes:	0	0	0
Special Assessments:	0	0	0
Licenses and Permits:	1,400	0	1,800
Federal Grants:	252,589	0	194,511
State General Purpose Aid:	728,793	0	819,574
State Categorical Aid:	1,722,268	0	1,824,037
Charges for Services:	164,900	0	165,900
Fines and Forfeits:	5,500	0	6,000
Interest on Investments:	55,000	0	65,000
Miscellaneous Revenues:	341,310	0	352,357
<b>Total Revenues:</b>	<b>5,138,062</b>	<b>0</b>	<b>5,240,441</b>
Proceeds from Bond Sales:	0	0	0
Other Financing Sources:	0	0	0
Transfers from Other Funds:	0	0	0
<b>Total Revenues and Other Financing Sources:</b>	<b>5,138,062</b>	<b>0</b>	<b>5,240,441</b>
<b>CURRENT EXPENDITURES</b>			
General Government:	800,992	0	819,839
Public Safety:	392,014	0	404,114
Streets and Highways (Excluding Construction):	1,359,000	0	1,441,000
Sanitation:	0	0	0
Human Services:	1,089,283	0	1,133,517
Health:	85,770	0	86,770
Culture and Recreation:	43,268	0	45,252
Conservation of Natural Resources:	166,245	0	175,176
Economic Development:	9,609	0	9,609
Miscellaneous Current Expenditures:	0	0	28,925
<b>Total Current Expenditures:</b>	<b>3,946,181</b>	<b>0</b>	<b>4,144,202</b>
Debt Service - Principal:	31,647	0	34,118
Interest and Fiscal Charges:	24,443	0	22,531
Streets and Highways Construction:	1,810,000	0	1,471,600
Capital Outlay:	177,000	0	187,500
Other Financing Uses:	0	0	0
Transfers to Other Funds:	0	0	0
<b>Total Expenditures and Other Financing Uses:</b>	<b>5,989,271</b>	<b>0</b>	<b>5,859,951</b>

Name of County: WABASHA

Budgeted funds: General /Road and Bridge /Human Services /Other Special Revenue/Capital Project

<b>REVENUES</b>	<b>1999 BUDGET</b>	<b>1999 AMENDED</b>	<b>2000 BUDGET</b>
Property Taxes:	5,822,386	0	5,884,754
All Other Taxes:	158,000	0	178,080
Special Assessments:	0	0	0
Licenses and Permits:	17,720	0	44,995
Federal Grants:	1,213,786	0	1,266,677
State General Purpose Aid:	998,099	0	1,113,456
State Categorical Aid:	5,394,560	0	5,539,978
Charges for Services:	593,976	0	624,413
Fines and Forfeits:	51,500	0	52,500
Interest on Investments:	150,000	0	300,000
Miscellaneous Revenues:	569,055	0	523,793
<b>Total Revenues:</b>	<b>14,969,082</b>	<b>0</b>	<b>15,528,646</b>
Proceeds from Bond Sales:	0	0	0
Other Financing Sources:	365,000	0	415,000
Transfers from Other Funds:	110,000	0	0
<b>Total Revenues and Other Financing Sources:</b>	<b>15,444,082</b>	<b>0</b>	<b>15,943,646</b>
<b>CURRENT EXPENDITURES</b>			
General Government:	2,220,305	0	2,279,247
Public Safety:	1,837,370	0	2,002,183
Streets and Highways (Excluding Construction):	5,144,500	0	5,311,000
Sanitation:	141,013	0	166,717
Human Services:	3,579,993	0	3,652,150
Health:	1,154,824	0	1,313,805
Culture and Recreation:	175,554	0	287,500
Conservation of Natural Resources:	381,555	0	380,787
Economic Development:	61,493	0	97,493
Miscellaneous Current Expenditures:	381,737	0	308,631
<b>Total Current Expenditures:</b>	<b>15,078,344</b>	<b>0</b>	<b>15,799,513</b>
Debt Service - Principal:	0	0	0
Interest and Fiscal Charges:	0	0	0
Streets and Highways Construction:	0	0	0
Capital Outlay:	232,625	0	243,295
Other Financing Uses:	365,000	0	415,000
Transfers to Other Funds:	0	0	0
<b>Total Expenditures and Other Financing Uses:</b>	<b>15,675,969</b>	<b>0</b>	<b>16,457,808</b>

Name of County: WADENA

Budgeted funds: General /Road and Bridge /Human Services /Other Special Revenue/Debt Service/Capital Project

<b>REVENUES</b>	<b>1999 BUDGET</b>	<b>1999 AMENDED</b>	<b>2000 BUDGET</b>
Property Taxes:	3,446,751	3,446,751	3,592,955
All Other Taxes:	141,700	141,700	139,680
Special Assessments:	160,160	160,160	190,050
Licenses and Permits:	10,500	10,500	12,730
Federal Grants:	1,239,714	1,239,714	3,491,351
State General Purpose Aid:	575,853	575,853	515,185
State Categorical Aid:	3,887,460	3,887,460	4,681,746
Charges for Services:	924,857	924,857	789,066
Fines and Forfeits:	162,433	162,433	78,000
Interest on Investments:	140,000	140,000	165,000
Miscellaneous Revenues:	591,234	591,234	758,725
<b>Total Revenues:</b>	<b>11,280,662</b>	<b>11,280,662</b>	<b>14,414,488</b>
Proceeds from Bond Sales:	0	0	0
Other Financing Sources:	0	0	0
Transfers from Other Funds:	54,695	54,695	84,119
<b>Total Revenues and Other Financing Sources:</b>	<b>11,335,357</b>	<b>11,335,357</b>	<b>14,498,607</b>
<b>CURRENT EXPENDITURES</b>			
General Government:	2,036,700	2,036,700	2,130,235
Public Safety:	840,127	840,127	836,156
Streets and Highways (Excluding Construction):	2,048,615	2,048,615	2,115,471
Sanitation:	486,348	486,348	566,876
Human Services:	3,742,760	3,742,760	4,290,474
Health:	852,737	852,737	922,652
Culture and Recreation:	33,008	33,008	39,466
Conservation of Natural Resources:	125,305	125,305	129,626
Economic Development:	5,000	5,000	4,049
Miscellaneous Current Expenditures:	83,441	83,441	16,300
<b>Total Current Expenditures:</b>	<b>10,254,041</b>	<b>10,254,041</b>	<b>11,051,305</b>
Debt Service - Principal:	0	0	0
Interest and Fiscal Charges:	0	0	0
Streets and Highways Construction:	1,724,799	1,724,799	3,400,000
Capital Outlay:	4,000	4,000	0
Other Financing Uses:	0	0	0
Transfers to Other Funds:	54,695	54,695	56,068
<b>Total Expenditures and Other Financing Uses:</b>	<b>12,037,535</b>	<b>12,037,535</b>	<b>14,507,373</b>

Name of County: WASECA

Budgeted funds: General /Road and Bridge /Human Services /Other Special Revenue/Debt Service/Capital Project

<b>REVENUES</b>	<b>1999 BUDGET</b>	<b>1999 AMENDED</b>	<b>2000 BUDGET</b>
Property Taxes:	5,410,115	5,410,115	5,410,041
All Other Taxes:	50,500	50,500	46,600
Special Assessments:	175,000	175,000	168,000
Licenses and Permits:	121,075	121,075	119,100
Federal Grants:	963,462	963,462	1,280,693
State General Purpose Aid:	1,391,597	1,391,597	1,440,776
State Categorical Aid:	5,338,743	5,338,743	5,231,147
Charges for Services:	558,025	558,025	414,900
Fines and Forfeits:	80,150	80,150	95,150
Interest on Investments:	380,650	380,650	450,650
Miscellaneous Revenues:	332,280	332,280	447,806
<b>Total Revenues:</b>	<b>14,801,597</b>	<b>14,801,597</b>	<b>15,104,863</b>
Proceeds from Bond Sales:	2,700,000	2,700,000	1,777,500
Other Financing Sources:	0	0	0
Transfers from Other Funds:	262,000	262,000	0
<b>Total Revenues and Other Financing Sources:</b>	<b>17,763,597</b>	<b>17,763,597</b>	<b>16,882,363</b>
<b>CURRENT EXPENDITURES</b>			
General Government:	2,461,272	2,461,272	3,265,530
Public Safety:	1,493,796	1,493,796	1,415,389
Streets and Highways (Excluding Construction):	1,428,923	1,428,923	2,391,734
Sanitation:	372,889	372,889	395,689
Human Services:	3,097,913	3,097,913	3,760,196
Health:	564,850	564,850	626,656
Culture and Recreation:	362,777	362,777	350,757
Conservation of Natural Resources:	285,833	285,833	241,663
Economic Development:	25,255	25,255	15,700
Miscellaneous Current Expenditures:	213,455	213,455	0
<b>Total Current Expenditures:</b>	<b>10,306,963</b>	<b>10,306,963</b>	<b>12,463,314</b>
Debt Service - Principal:	700,185	700,185	240,910
Interest and Fiscal Charges:	153,864	153,864	243,139
Streets and Highways Construction:	3,357,985	3,357,985	2,635,000
Capital Outlay:	3,244,600	3,244,600	1,300,000
Other Financing Uses:	0	0	0
Transfers to Other Funds:	0	0	0
<b>Total Expenditures and Other Financing Uses:</b>	<b>17,763,597</b>	<b>17,763,597</b>	<b>16,882,363</b>

Name of County: WASHINGTON

Budgeted funds: General /Road and Bridge /Human Services /Other Special Revenue/Debt Service/Capital Project

<b>REVENUES</b>	<b>1999 BUDGET</b>	<b>1999 AMENDED</b>	<b>2000 BUDGET</b>
Property Taxes:	46,107,200	46,107,200	48,800,000
All Other Taxes:	1,883,900	1,883,900	6,072,400
Special Assessments:	0	0	0
Licenses and Permits:	1,793,700	1,849,200	2,094,500
Federal Grants:	9,521,700	9,681,100	16,635,600
State General Purpose Aid:	7,812,600	7,812,600	8,590,700
State Categorical Aid:	15,320,800	15,270,300	16,902,000
Charges for Services:	11,925,500	11,819,000	9,552,400
Fines and Forfeits:	983,000	983,000	1,043,000
Interest on Investments:	2,706,100	2,705,100	2,728,100
Miscellaneous Revenues:	5,424,600	5,629,200	13,099,500
<b>Total Revenues:</b>	<b>103,479,100</b>	<b>103,740,600</b>	<b>125,518,200</b>
Proceeds from Bond Sales:	0	0	0
Other Financing Sources:	521,300	820,400	591,100
Transfers from Other Funds:	1,821,900	1,998,500	1,713,200
<b>Total Revenues and Other Financing Sources:</b>	<b>105,822,300</b>	<b>106,559,500</b>	<b>127,822,500</b>
<b>CURRENT EXPENDITURES</b>			
General Government:	24,841,700	25,889,000	25,668,800
Public Safety:	21,281,100	21,610,200	22,745,300
Streets and Highways (Excluding Construction):	5,602,100	6,245,700	5,728,900
Sanitation:	6,193,700	5,623,200	5,959,400
Human Services:	25,973,400	26,324,900	27,078,200
Health:	2,799,600	3,421,700	3,603,200
Culture and Recreation:	5,161,000	5,194,600	5,505,600
Conservation of Natural Resources:	736,800	736,800	809,900
Economic Development:	1,509,300	1,618,300	1,726,300
Miscellaneous Current Expenditures:	0	0	0
<b>Total Current Expenditures:</b>	<b>94,098,700</b>	<b>96,664,400</b>	<b>98,825,600</b>
Debt Service - Principal:	4,197,700	4,197,700	4,476,800
Interest and Fiscal Charges:	2,743,000	2,743,000	2,463,500
Streets and Highways Construction:	3,085,000	6,743,200	12,630,000
Capital Outlay:	3,636,200	5,583,400	10,678,600
Other Financing Uses:	0	0	0
Transfers to Other Funds:	501,100	820,400	591,100
<b>Total Expenditures and Other Financing Uses:</b>	<b>108,261,700</b>	<b>116,752,100</b>	<b>129,665,600</b>

Name of County: WATONWAN

Budgeted funds: General /Road and Bridge /Human Services /Other Special Revenue/Debt Service/Capital Project

<b>REVENUES</b>	<b>1999 BUDGET</b>	<b>1999 AMENDED</b>	<b>2000 BUDGET</b>
Property Taxes:	3,981,491	0	4,150,947
All Other Taxes:	3,500	0	4,000
Special Assessments:	0	0	0
Licenses and Permits:	8,500	0	8,550
Federal Grants:	981,470	0	1,008,770
State General Purpose Aid:	942,315	0	908,024
State Categorical Aid:	3,121,551	0	3,649,692
Charges for Services:	555,387	0	594,017
Fines and Forfeits:	104,700	0	55,400
Interest on Investments:	189,000	0	175,000
Miscellaneous Revenues:	652,364	0	408,347
<b>Total Revenues:</b>	<b>10,540,278</b>	<b>0</b>	<b>10,962,747</b>
Proceeds from Bond Sales:	0	0	0
Other Financing Sources:	0	0	0
Transfers from Other Funds:	0	0	0
<b>Total Revenues and Other Financing Sources:</b>	<b>10,540,278</b>	<b>0</b>	<b>10,962,747</b>
<b>CURRENT EXPENDITURES</b>			
General Government:	1,497,172	0	1,519,870
Public Safety:	1,246,940	0	1,229,463
Streets and Highways (Excluding Construction):	905,314	0	932,523
Sanitation:	191,629	0	217,632
Human Services:	3,212,832	0	3,378,819
Health:	337,974	0	311,047
Culture and Recreation:	432,569	0	451,497
Conservation of Natural Resources:	326,064	0	335,400
Economic Development:	85,051	0	90,504
Miscellaneous Current Expenditures:	298,642	0	285,810
<b>Total Current Expenditures:</b>	<b>8,534,187</b>	<b>0</b>	<b>8,752,565</b>
Debt Service - Principal:	0	0	52,500
Interest and Fiscal Charges:	0	0	6,500
Streets and Highways Construction:	1,808,266	0	1,922,719
Capital Outlay:	692,950	0	395,058
Other Financing Uses:	0	0	0
Transfers to Other Funds:	0	0	0
<b>Total Expenditures and Other Financing Uses:</b>	<b>11,035,403</b>	<b>0</b>	<b>11,129,342</b>

Name of County: WILKIN

Budgeted funds: General /Road and Bridge /Human Services /Other Special Revenue

<b>REVENUES</b>	<b>1999 BUDGET</b>	<b>1999 AMENDED</b>	<b>2000 BUDGET</b>
Property Taxes:	2,751,328	0	2,595,505
All Other Taxes:	10,000	0	20,000
Special Assessments:	24,000	0	0
Licenses and Permits:	2,950	0	3,120
Federal Grants:	525,184	0	533,101
State General Purpose Aid:	839,783	0	972,845
State Categorical Aid:	3,644,261	0	2,751,931
Charges for Services:	521,593	0	578,916
Fines and Forfeits:	15,000	0	15,000
Interest on Investments:	250,000	0	250,000
Miscellaneous Revenues:	539,689	0	424,800
<b>Total Revenues:</b>	<b>9,123,788</b>	<b>0</b>	<b>8,145,218</b>
Proceeds from Bond Sales:	0	0	0
Other Financing Sources:	0	0	0
Transfers from Other Funds:	124,200	0	124,200
<b>Total Revenues and Other Financing Sources:</b>	<b>9,247,988</b>	<b>0</b>	<b>8,269,418</b>
<b>CURRENT EXPENDITURES</b>			
General Government:	1,323,579	0	1,415,602
Public Safety:	628,578	0	633,800
Streets and Highways (Excluding Construction):	2,022,500	0	2,034,344
Sanitation:	297,550	0	275,475
Human Services:	1,954,177	0	2,111,923
Health:	550,768	0	590,366
Culture and Recreation:	42,411	0	43,815
Conservation of Natural Resources:	173,675	0	164,093
Economic Development:	0	0	0
Miscellaneous Current Expenditures:	0	0	0
<b>Total Current Expenditures:</b>	<b>6,993,238</b>	<b>0</b>	<b>7,269,418</b>
Debt Service - Principal:	85,000	0	0
Interest and Fiscal Charges:	9,750	0	0
Streets and Highways Construction:	2,160,000	0	1,000,000
Capital Outlay:	0	0	0
Other Financing Uses:	0	0	0
Transfers to Other Funds:	0	0	0
<b>Total Expenditures and Other Financing Uses:</b>	<b>9,247,988</b>	<b>0</b>	<b>8,269,418</b>

Name of County: WINONA

Budgeted funds: General /Road and Bridge /Human Services /Other Special Revenue/Debt Service

<b>REVENUES</b>	<b>1999 BUDGET</b>	<b>1999 AMENDED</b>	<b>2000 BUDGET</b>
Property Taxes:	9,362,655	0	9,564,141
All Other Taxes:	326,000	0	351,000
Special Assessments:	5,000	0	5,000
Licenses and Permits:	68,845	0	72,563
Federal Grants:	2,316,680	0	3,644,988
State General Purpose Aid:	1,777,577	0	1,881,945
State Categorical Aid:	8,973,689	0	9,363,051
Charges for Services:	2,488,311	0	2,741,844
Fines and Forfeits:	179,400	0	197,900
Interest on Investments:	615,000	0	627,000
Miscellaneous Revenues:	1,662,630	0	677,094
<b>Total Revenues:</b>	<b>27,775,787</b>	<b>0</b>	<b>29,126,526</b>
Proceeds from Bond Sales:	0	0	0
Other Financing Sources:	0	0	0
Transfers from Other Funds:	0	0	0
<b>Total Revenues and Other Financing Sources:</b>	<b>27,775,787</b>	<b>0</b>	<b>29,126,526</b>
<b>CURRENT EXPENDITURES</b>			
General Government:	3,925,912	0	4,043,299
Public Safety:	4,484,632	0	5,026,321
Streets and Highways (Excluding Construction):	2,712,713	0	2,781,534
Sanitation:	1,045,069	0	106,429
Human Services:	9,043,702	0	10,054,327
Health:	2,157,407	0	2,438,215
Culture and Recreation:	368,043	0	330,414
Conservation of Natural Resources:	1,185,139	0	1,390,916
Economic Development:	1,600	0	1,600
Miscellaneous Current Expenditures:	46,224	0	50,062
<b>Total Current Expenditures:</b>	<b>24,970,441</b>	<b>0</b>	<b>26,223,117</b>
Debt Service - Principal:	236,708	0	76,558
Interest and Fiscal Charges:	0	0	0
Streets and Highways Construction:	3,529,000	0	3,928,000
Capital Outlay:	581,619	0	675,048
Other Financing Uses:	0	0	0
Transfers to Other Funds:	0	0	0
<b>Total Expenditures and Other Financing Uses:</b>	<b>29,317,768</b>	<b>0</b>	<b>30,902,723</b>

Name of County: WRIGHT

Budgeted funds: General /Road and Bridge /Human Services /Other Special Revenue

<b>REVENUES</b>	<b>1999 BUDGET</b>	<b>1999 AMENDED</b>	<b>2000 BUDGET</b>
Property Taxes:	18,584,862	18,584,862	19,762,079
All Other Taxes:	327,000	327,000	332,000
Special Assessments:	0	0	0
Licenses and Permits:	21,300	21,300	23,400
Federal Grants:	5,684,300	5,684,300	5,797,700
State General Purpose Aid:	2,259,092	2,259,092	2,487,570
State Categorical Aid:	14,057,784	14,057,784	13,359,437
Charges for Services:	3,619,815	3,619,815	6,737,434
Fines and Forfeits:	2,237,092	2,237,092	670,000
Interest on Investments:	775,000	775,000	825,000
Miscellaneous Revenues:	1,812,389	1,812,389	1,397,442
<b>Total Revenues:</b>	<b>49,378,634</b>	<b>49,378,634</b>	<b>51,392,062</b>
Proceeds from Bond Sales:	0	0	0
Other Financing Sources:	0	0	0
Transfers from Other Funds:	0	0	0
<b>Total Revenues and Other Financing Sources:</b>	<b>49,378,634</b>	<b>49,378,634</b>	<b>51,392,062</b>
<b>CURRENT EXPENDITURES</b>			
General Government:	8,849,247	8,849,247	9,769,546
Public Safety:	8,222,954	8,222,954	8,867,844
Streets and Highways (Excluding Construction):	3,715,160	3,715,160	3,910,882
Sanitation:	0	0	0
Human Services:	13,401,900	13,401,900	14,174,000
Health:	1,815,800	1,815,800	1,913,700
Culture and Recreation:	1,716,238	1,716,238	1,844,615
Conservation of Natural Resources:	185,000	185,000	211,950
Economic Development:	0	0	0
Miscellaneous Current Expenditures:	1,367,692	1,367,692	1,728,192
<b>Total Current Expenditures:</b>	<b>39,273,991</b>	<b>39,273,991</b>	<b>42,420,729</b>
Debt Service - Principal:	785,000	785,000	975,000
Interest and Fiscal Charges:	866,914	866,914	947,928
Streets and Highways Construction:	7,495,212	7,495,212	5,688,369
Capital Outlay:	1,816,993	1,816,993	1,687,792
Other Financing Uses:	0	0	0
Transfers to Other Funds:	0	0	0
<b>Total Expenditures and Other Financing Uses:</b>	<b>50,238,110</b>	<b>50,238,110</b>	<b>51,719,818</b>



Name of County: YELLOW MEDICINE

Budgeted funds: General /Road and Bridge /Human Services /Debt Service/Capital Project

<b>REVENUES</b>	<b>1999 BUDGET</b>	<b>1999 AMENDED</b>	<b>2000 BUDGET</b>
Property Taxes:	4,572,823	4,572,823	4,713,909
All Other Taxes:	49,225	49,225	49,225
Special Assessments:	0	0	0
Licenses and Permits:	12,000	12,000	14,900
Federal Grants:	823,300	823,300	981,100
State General Purpose Aid:	968,843	968,843	1,134,458
State Categorical Aid:	3,092,564	3,092,564	4,562,390
Charges for Services:	147,000	147,000	164,205
Fines and Forfeits:	0	0	0
Interest on Investments:	260,000	260,000	285,000
Miscellaneous Revenues:	211,806	211,806	214,606
<b>Total Revenues:</b>	<b>10,137,561</b>	<b>10,137,561</b>	<b>12,119,793</b>
Proceeds from Bond Sales:	0	0	0
Other Financing Sources:	0	0	0
Transfers from Other Funds:	0	0	0
<b>Total Revenues and Other Financing Sources:</b>	<b>10,137,561</b>	<b>10,137,561</b>	<b>12,119,793</b>
<b>CURRENT EXPENDITURES</b>			
General Government:	1,093,892	1,093,892	1,157,861
Public Safety:	937,740	937,740	1,049,547
Streets and Highways (Excluding Construction):	2,164,932	2,164,932	2,280,263
Sanitation:	97,000	97,000	79,000
Human Services:	2,891,300	2,891,300	3,010,000
Health:	69,058	69,058	81,683
Culture and Recreation:	108,751	108,751	106,166
Conservation of Natural Resources:	299,289	299,289	330,262
Economic Development:	0	0	0
Miscellaneous Current Expenditures:	156,730	156,730	154,777
<b>Total Current Expenditures:</b>	<b>7,818,692</b>	<b>7,818,692</b>	<b>8,249,559</b>
Debt Service - Principal:	240,000	240,000	250,000
Interest and Fiscal Charges:	74,440	74,440	255,725
Streets and Highways Construction:	2,824,000	2,824,000	3,967,000
Capital Outlay:	733,760	733,760	2,953,322
Other Financing Uses:	0	0	0
Transfers to Other Funds:	0	0	0
<b>Total Expenditures and Other Financing Uses:</b>	<b>11,690,892</b>	<b>11,690,892</b>	<b>15,675,606</b>