

STATE OF MINNESOTA

Office of the State Auditor



Rebecca Otto
State Auditor

MORRISON COUNTY
LITTLE FALLS, MINNESOTA

YEAR ENDED DECEMBER 31, 2009

Description of the Office of the State Auditor

The mission of the Office of the State Auditor is to oversee local government finances for Minnesota taxpayers by helping to ensure financial integrity and accountability in local governmental financial activities.

Through financial, compliance, and special audits, the State Auditor oversees and ensures that local government funds are used for the purposes intended by law and that local governments hold themselves to the highest standards of financial accountability.

The State Auditor performs approximately 160 financial and compliance audits per year and has oversight responsibilities for over 3,300 local units of government throughout the state. The office currently maintains five divisions:

Audit Practice - conducts financial and legal compliance audits of local governments;

Government Information - collects and analyzes financial information for cities, towns, counties, and special districts;

Legal/Special Investigations - provides legal analysis and counsel to the Office and responds to outside inquiries about Minnesota local government law; as well as investigates allegations of misfeasance, malfeasance, and nonfeasance in local government;

Pension - monitors investment, financial, and actuarial reporting for approximately 730 public pension funds; and

Tax Increment Financing - promotes compliance and accountability in local governments' use of tax increment financing through financial and compliance audits.

The State Auditor serves on the State Executive Council, State Board of Investment, Land Exchange Board, Public Employees Retirement Association Board, Minnesota Housing Finance Agency, and the Rural Finance Authority Board.

Office of the State Auditor
525 Park Street, Suite 500
Saint Paul, Minnesota 55103
(651) 296-2551
state.auditor@state.mn.us
www.auditor.state.mn.us

This document can be made available in alternative formats upon request. Call 651-296-2551 [voice] or 1-800-627-3529 [relay service] for assistance; or visit the Office of the State Auditor's web site: www.auditor.state.mn.us.

**MORRISON COUNTY
LITTLE FALLS, MINNESOTA**

Year Ended December 31, 2009



**Audit Practice Division
Office of the State Auditor
State of Minnesota**

This page was left blank intentionally.

**MORRISON COUNTY
LITTLE FALLS, MINNESOTA**

TABLE OF CONTENTS

	<u>Reference</u>	<u>Page</u>
Introductory Section		
Organization Schedule		1
Financial Section		
Independent Auditor's Report		2
Management's Discussion and Analysis		4
Basic Financial Statements		
Government-Wide Financial Statements		
Statement of Net Assets	Exhibit 1	15
Statement of Activities	Exhibit 2	16
Fund Financial Statements		
Balance Sheet - Governmental Funds	Exhibit 3	18
Reconciliation of the Governmental Funds Balance Sheet to the Government-Wide Statement of Net Assets--Governmental Activities	Exhibit 4	20
Statement of Revenues, Expenditures, and Changes in Fund Balances - Governmental Funds	Exhibit 5	21
Reconciliation of the Statement of Revenues, Expenditures, and Changes in Fund Balances of Governmental Funds to the Government-Wide Statement of Activities--Governmental Activities	Exhibit 6	23
Statement of Fiduciary Net Assets - Fiduciary Funds	Exhibit 7	24
Notes to the Financial Statements		25
Required Supplementary Information		
Budgetary Comparison Schedules		
General Fund	Schedule 1	65
Road and Bridge Special Revenue Fund	Schedule 2	67
Social Services Special Revenue Fund	Schedule 3	68
Solid Waste Special Revenue Fund	Schedule 4	69
Schedule of Funding Progress - Other Postemployment Benefits	Schedule 5	70
Notes to the Required Supplementary Information		71

**MORRISON COUNTY
LITTLE FALLS, MINNESOTA**

TABLE OF CONTENTS

	Reference	Page
Financial Section (Continued)		
Supplementary Information		
Combining and Individual Fund Financial Statements		
Nonmajor Funds		73
Nonmajor Governmental Funds		
Combining Balance Sheet	Statement 1	75
Combining Statement of Revenues, Expenditures, and Changes in Fund Balances	Statement 2	77
Budgetary Comparison Schedules		
County Building Special Revenue Fund	Schedule 6	78
County Parks Special Revenue Fund	Schedule 7	79
Fiduciary Funds		
Combining Statement of Changes in Assets and Liabilities - All Agency Funds	Statement 3	80
Other Schedule		
Schedule of Intergovernmental Revenue	Schedule 8	83
Management and Compliance Section		
Schedule of Findings and Questioned Costs	Schedule 9	84
Report on Internal Control Over Financial Reporting and on Compliance and Other Matters Based on an Audit of Financial Statements Performed in Accordance with <i>Government Auditing Standards</i>		91
Report on Compliance with Requirements Applicable to Each Major Program and Internal Control Over Compliance in Accordance with OMB Circular A-133		94
Schedule of Expenditures of Federal Awards	Schedule 10	97
Notes to the Schedule of Expenditures of Federal Awards		99

This page was left blank intentionally.

**MORRISON COUNTY
LITTLE FALLS, MINNESOTA**

**ORGANIZATION SCHEDULE
2009**

Office	Name	Term of Office	
		From	To
Commissioners			
1st District	Thomas R. Wenzel ¹	January 2009	January 2012
2nd District	Jeff Schilling	January 2009	January 2012
3rd District	Richard Collins	January 2009	January 2012
4th District	Donald Meyer	January 2007	January 2011
5th District	Duane Johnson	January 2007	January 2011
Officers			
Elected			
Attorney	Brian Middendorf	January 2007	January 2011
Auditor	Russ Nygren	January 2007	January 2011
Recorder/Treasurer	Elda Mae Johnston	January 2007	January 2011
Sheriff	Michel Wetzal	January 2007	January 2011
Appointed			
Assessor	Glen Erickson	December 2005	December 2009
Corrections	Larry Falk		Indefinite
County Administrator	Deb Gruber		Indefinite
Court Administrator	Rhonda Dot		Indefinite
Extension	Jim Carlson		Indefinite
Information Systems	Mike Disher		Indefinite
Planning and Zoning Director	Jane Starz		Indefinite
Public Health Director	Bonnie Paulsen		Indefinite
Public Works Director	Steven Backowski	May 2009	May 2012
Social Services Director	Steve Reger		Indefinite
Veterans Service Officer	Paul Froncak	July 2009	July 2014

¹Chair

This page was left blank intentionally.

This page was left blank intentionally.



REBECCA OTTO
STATE AUDITOR

STATE OF MINNESOTA

OFFICE OF THE STATE AUDITOR

SUITE 500
525 PARK STREET
SAINT PAUL, MN 55103-2139

(651) 296-2551 (Voice)
(651) 296-4755 (Fax)
state.auditor@state.mn.us (E-mail)
1-800-627-3529 (Relay Service)

INDEPENDENT AUDITOR'S REPORT

Board of County Commissioners
Morrison County

We have audited the accompanying financial statements of the governmental activities, the aggregate discretely presented component units, each major fund, and the aggregate remaining fund information of Morrison County, Minnesota, as of and for the year ended December 31, 2009, which collectively comprise the County's basic financial statements as listed in the table of contents. These financial statements are the responsibility of Morrison County's management. Our responsibility is to express opinions on these financial statements based on our audit. We did not audit the financial statements of the Housing and Redevelopment Authority (HRA) of Morrison County, a discretely presented component unit, which represents 72 percent, 52 percent, and 91 percent, respectively, of the assets, net assets, and revenues of the aggregate discretely presented component units. Those statements were audited by other auditors whose report thereon has been furnished to us, and our opinion, insofar as it relates to the amounts included for the HRA of Morrison County, is based solely on the report of the other auditors.

We conducted our audit in accordance with auditing standards generally accepted in the United States of America and the standards applicable to financial audits contained in *Government Auditing Standards*, issued by the Comptroller General of the United States. Those standards require that we plan and perform the audit to obtain reasonable assurance about whether the financial statements are free of material misstatement. An audit includes examining, on a test basis, evidence supporting the amounts and disclosures in the financial statements. An audit also includes assessing the accounting principles used and significant estimates made by management, as well as evaluating the overall financial statement presentation. We believe that our audit and the report of other auditors provide a reasonable basis for our opinions.

In our opinion, based on our audit and the report of other auditors, the financial statements referred to above present fairly, in all material respects, the respective financial position of the governmental activities, the aggregate discretely presented component units, each major fund,

and the aggregate remaining fund information of Morrison County as of December 31, 2009, and the respective changes in financial position thereof for the year then ended in conformity with accounting principles generally accepted in the United States of America.

The Management's Discussion and Analysis and the other required supplementary information, as listed in the table of contents, are not a required part of the basic financial statements but are supplementary information required by the Governmental Accounting Standards Board. We have applied certain limited procedures, which consisted principally of inquiries of management regarding the methods of measurement and presentation of the required supplementary information. However, we did not audit the information and express no opinion on it.

Our audit was made for the purpose of forming opinions on the financial statements that collectively comprise Morrison County's basic financial statements. The supplementary information and other schedule listed in the table of contents are presented for purposes of additional analysis and are not a required part of the basic financial statements of Morrison County. Such information has been subjected to the auditing procedures applied in the audit of the basic financial statements and, in our opinion, is fairly stated in all material respects in relation to the basic financial statements taken as a whole.

In accordance with *Government Auditing Standards*, we have also issued our report dated September 28, 2010, on our consideration of Morrison County's internal control over financial reporting and on our tests of its compliance with certain provisions of laws, regulations, contracts, and grant agreements and other matters. The purpose of that report is to describe the scope of our testing of internal control over financial reporting and compliance and the results of that testing, and not to provide an opinion on the internal control over financial reporting or on compliance. That report is an integral part of an audit performed in accordance with *Government Auditing Standards* and should be considered in assessing the results of our audit. It does not include the HRA of Morrison County, which was audited by other auditors.

/s/Rebecca Otto

REBECCA OTTO
STATE AUDITOR

September 28, 2010

/s/Greg Hierlinger

GREG HIERLINGER, CPA
DEPUTY STATE AUDITOR

MANAGEMENT'S DISCUSSION AND ANALYSIS

This page was left blank intentionally.

**MORRISON COUNTY
LITTLE FALLS, MINNESOTA**

**MANAGEMENT'S DISCUSSION AND ANALYSIS
DECEMBER 31, 2009
(Unaudited)**

This section of Morrison County's annual financial report presents our discussion and analysis of the County's financial performance during the fiscal year that ended on December 31, 2009. The Management's Discussion and Analysis (MD&A) is required supplementary information specified in the Governmental Accounting Standard Board's Statement No. 34, *Basic Financial Statements--and Management's Discussion and Analysis--for State and Local Governments*, issued in June 1999. Certain comparative information between the current year, 2009, and the prior year, 2008, is required to be presented in the MD&A.

FINANCIAL HIGHLIGHTS

Key financial highlights for the 2009 fiscal year include the following:

- County-wide net assets increased 9.8 percent over the prior year.
- Overall fund level revenues totaled \$38,673,419 and were \$518,705 more than expenditures.
- The General Fund's fund balance increased \$269,731 from the prior year.

OVERVIEW OF THE FINANCIAL STATEMENTS

The financial section of the annual report consists of four parts: Independent Auditor's Report; required supplementary information, which includes the MD&A (this section), certain budgetary comparison schedules, and information on the County's other postemployment benefits (OPEB); the basic financial statements; and supplementary information. The basic financial statements include two kinds of statements that present different views of the County:

- The first two statements are county-wide financial statements which provide both short-term and long-term information about the County's overall financial status.
- The remaining statements are fund financial statements which focus on individual parts of the County, reporting the County's operations in more detail than the county-wide statements.

- The governmental funds statements tell how basic services such as general government, human services, and highways and streets were financed in the short term as well as what remains for future spending.
- Fiduciary funds statements provide information about the financial relationships in which the County acts solely as a trustee or agent for the benefit of others to whom the resources belong.

The financial statements also include notes that explain some of the information in the statements and provide more detailed data.

Figure A-1 shows how the various parts of this annual report are arranged and related to one another.

**Figure A-1
Annual Report Format**

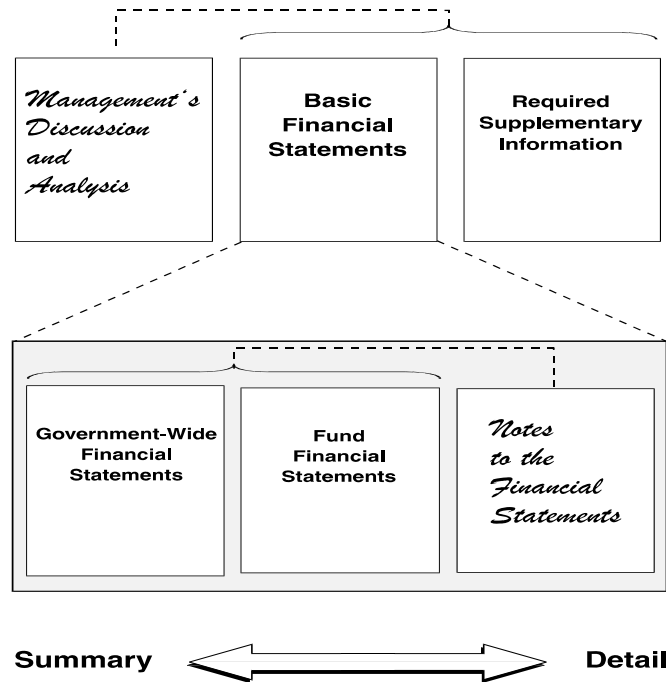


Figure A-2 summarizes the major features of the County’s financial statements, including the portion of the County’s activities they cover and the types of information they contain. The remainder of this overview section of the MD&A highlights the structure and contents of each of the statements.

Figure A-2. Major Features of the County’s Government-Wide and Fund Financial Statements			
Type of Statements	Government-Wide	Governmental Funds	Fiduciary Funds
Scope	Entire County’s funds (except fiduciary funds) and the County’s component units	The activities of the County that are not proprietary or fiduciary	Instances in which the County is the trustee or agent for someone else’s resources
Required financial statements	Statement of net assets	Balance sheet	Statement of fiduciary net assets
	Statement of activities	Statement of revenues, expenditures, and changes in fund balance	Statement of changes in fiduciary net assets
Accounting basis and measurement focus	Accrual accounting and economic resources focus	Modified accrual accounting and current financial resources focus	Accrual accounting and economic resources focus
Type of asset/liability information	All assets and liabilities, both financial and capital, short-term and long-term	Only assets expected to be used up and liabilities that come due during the year or soon thereafter; no capital assets included	All assets and liabilities, both short-term and long-term; agency funds do not currently contain capital assets, although they can
Type of inflow/outflow information	All revenues and expenses during the year, regardless of when cash is received or paid	Revenues for which cash is received during or soon after the end of the year, expenditures when goods or services have been received and payment is due during the year or soon thereafter	All revenues and expenses during the year, regardless of when cash is received or paid

County-Wide Statements

The county-wide statements report information about the County as a whole using accounting methods similar to those used by private-sector companies. The statement of net assets includes all of the County’s assets and liabilities. All of the current year’s revenues and expenses are accounted for in the statement of activities regardless of when cash is received or paid.

The two county-wide statements report the County's net assets and how they have changed. Net assets--the difference between the County's assets and liabilities--are one way to measure the County's financial health or position.

- Over time, increases or decreases in the County's net assets are an indicator of whether its financial position is improving or deteriorating, respectively.
- To assess the overall health of the County, you need to consider additional nonfinancial factors such as changes in the County's property tax base and the condition of County buildings and other facilities.

In the county-wide financial statements, the County's activities are shown in one category:

- Governmental activities - The County's basic services are included here. Property taxes and state aids finance most of these activities.

Fund Financial Statements

The fund financial statements provide more detailed information about the County's funds--focusing on its most significant or "major" funds--not the County as a whole. Funds are accounting devices the County uses to keep track of specific sources of funding and spending on particular programs:

- Some funds are required by state law and by bond covenants.
- The County establishes other funds to control and manage money for particular purposes (for example, repaying its long-term debts) or to show that it is properly using certain revenues (for example, federal grants).

The County has two kinds of funds:

- Governmental funds - The County's basic services are included in governmental funds, which generally focus on: (1) how cash and other financial assets that can readily be converted to cash flow in and out, and (2) the balances left at year-end that are available for spending. Consequently, the governmental funds statements provide a detailed short-term view that helps to determine whether there are more or fewer financial resources that can be spent in the near future to finance the County's programs. Because this information does not encompass the additional long-term focus of the county-wide statements, both the governmental fund balance sheet and the governmental fund statement of revenues, expenditures, and changes in fund balances provide a reconciliation to explain the relationship (or differences) between them.

- Fiduciary funds - The County is the fiscal agent, or fiduciary, for assets that belong to others. The County is responsible for ensuring that the assets reported in these funds are used only for their intended purposes and by those to whom the assets belong. All of the County's fiduciary activities are reported in a separate statement of fiduciary net assets. We exclude these activities from the county-wide financial statements because the County cannot use these assets to finance its operations.

FINANCIAL ANALYSIS OF THE COUNTY AS A WHOLE

Net Assets

The County's net assets were \$107,450,534 on December 31, 2009. (See Table A-1.)

	Table A-1		Percent (%) Change
	Net Assets		
	Governmental Activities		
	2009	2008	
Current and other assets	\$ 29,060,331	\$ 26,381,799	10.2
Capital and noncurrent assets	93,873,086	85,147,136	10.2
Total Assets	\$ 122,933,417	\$ 111,528,935	10.2
Current liabilities	\$ 1,527,858	\$ 1,627,186	(6.1)
Long-term liabilities	13,955,025	12,077,095	15.5
Total Liabilities	\$ 15,482,883	\$ 13,704,281	13.0
Net Assets			
Invested in capital assets, net of related debt	\$ 84,724,879	\$ 77,196,001	9.8
Restricted	3,963,839	5,062,342	(21.7)
Unrestricted	18,761,816	15,566,311	20.5
Total Net Assets	\$ 107,450,534	\$ 97,824,654	9.8

Changes in Net Assets

The total county-wide revenues on a full accrual basis were \$37,717,157 for the year ended December 31, 2009. Property taxes and intergovernmental revenues accounted for 83.2 percent of total revenue for the year. (See Table A-2.)

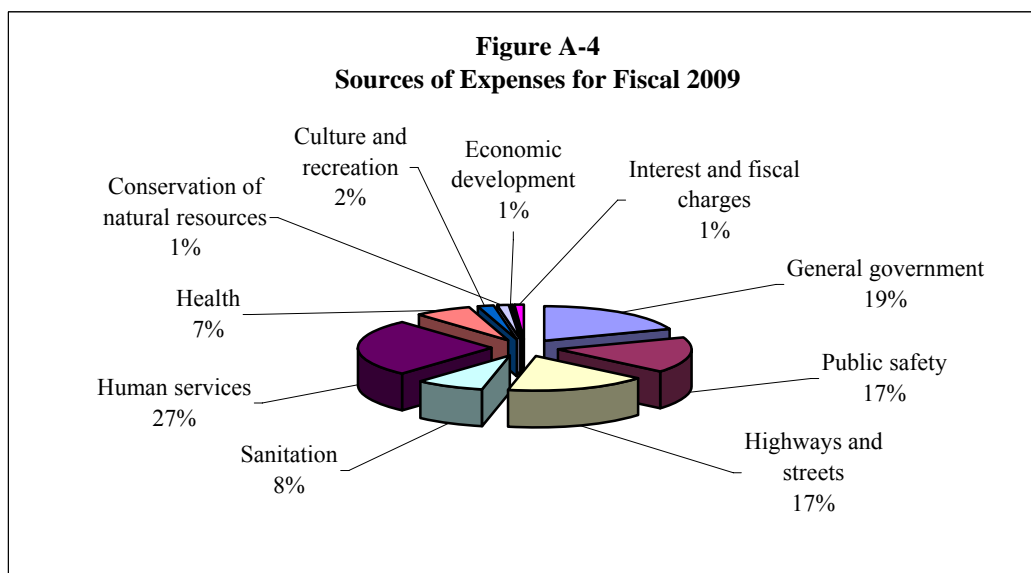
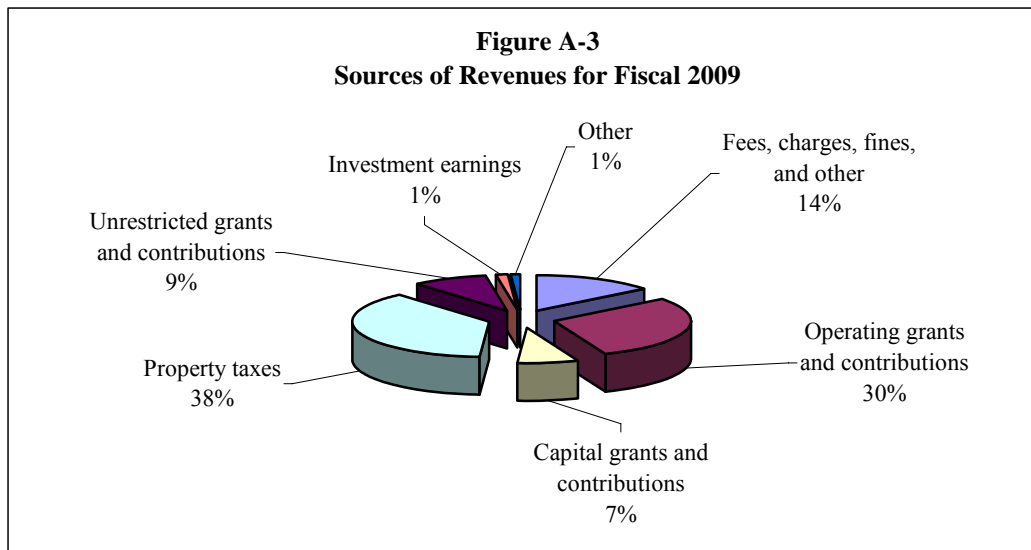
Table A-2
Changes in Net Assets

	Governmental Activities		Total % Change
	2009	2008	
Revenues			
Program revenues			
Fees, charges, fines, and other	\$ 5,414,047	\$ 6,302,312	(14.1)
Operating grants and contributions	11,157,954	11,195,957	(0.3)
Capital grants and contributions	2,726,076	2,518,638	8.2
General revenues			
Property taxes	14,161,790	13,394,815	5.7
Unrestricted grants and contributions	3,319,468	3,064,486	8.3
Investment earnings	471,505	833,607	(43.4)
Other	466,317	565,806	(17.6)
Total Revenues	<u>\$ 37,717,157</u>	<u>\$ 37,875,621</u>	(0.4)
Expenses			
General government	\$ 6,002,150	\$ 6,286,707	(4.5)
Public safety	5,116,310	5,727,690	(10.7)
Highways and streets	5,341,216	8,264,305	(35.4)
Sanitation	2,562,453	2,612,371	(1.9)
Human services	8,299,083	8,861,420	(6.3)
Health	2,110,410	2,201,930	(4.2)
Culture and recreation	629,618	557,847	12.9
Conservation of natural resources	385,615	441,160	(12.6)
Economic development	133,826	71,243	87.8
Interest and fiscal charges on long-term liabilities	326,795	347,329	(5.9)
Total Expenses	<u>\$ 30,907,476</u>	<u>\$ 35,372,002</u>	(12.6)
Increase in Net Assets	\$ 6,809,681	\$ 2,503,619	172.0
Beginning Net Assets, as restated (Note 2.B.)	<u>100,640,853</u>	<u>95,321,035</u>	5.6
Ending Net Assets	<u>\$ 107,450,534</u>	<u>\$ 97,824,654</u>	9.8

Total revenues surpassed expenses, increasing net assets \$6,809,681 over last year.

The County-wide cost of all governmental activities this year was \$30,907,476.

- Some of the cost was paid by the users of the County’s programs (\$5,414,047).
- The federal and state governments subsidized certain programs with grants and contributions (\$13,884,030).
- The remaining County costs (\$11,609,399), however, were paid for by County taxpayers and the taxpayers of our state. This portion of governmental activities was paid for with \$14,161,790 in property taxes, \$3,319,468 of state aid, and \$937,822 with investment earnings and other general revenues.



(Unaudited)

**Table A-3
Cost of Services**

	Total Cost of Services		Percent % Change	Net Cost of (Revenue from) Services		Percent % Change
	2009	2008		2009	2008	
General government	\$ 6,002,150	\$ 6,286,707	(4.5)	\$ 4,852,696	\$ 4,910,907	(1.2)
Public safety	5,116,310	5,727,690	(10.7)	4,105,072	4,500,360	(8.8)
Highways and streets	5,341,216	8,264,305	(35.4)	(3,182,853)	374,328	(950.3)
Sanitation	2,562,453	2,612,371	(1.9)	672,166	524,717	28.1
Human services	8,299,083	8,861,420	(6.3)	3,347,029	3,268,509	2.4
Health	2,110,410	2,201,930	(4.2)	427,728	570,580	(25.0)
Culture and recreation	629,618	557,847	12.9	629,618	557,847	12.9
Conservation of natural resources	385,615	441,160	(12.6)	300,065	230,191	30.4
Economic development	133,826	71,243	87.8	131,083	70,327	86.4
Interest	326,795	347,329	(5.9)	326,795	347,329	(5.9)
Total	\$ 30,907,476	\$ 35,372,002	(12.6)	\$ 11,609,399	\$ 15,355,095	(24.4)

FINANCIAL ANALYSIS OF THE COUNTY AT THE FUND LEVEL

The financial performance of the County as a whole is reflected in its governmental funds as well. As the County completed the year, its governmental funds reported a combined fund balance of \$24,193,783.

Revenues for the County’s governmental funds were \$38,673,419, while total expenditures were \$38,154,714. During 2009, the County issued no new debt other than a crossover refunding.

GENERAL FUND

The General Fund includes the primary operations of the County in providing services to citizens and some capital outlay projects. The following schedule presents a summary of General Fund revenues.

**Table A-4
General Fund Revenues**

	Year Ended December 31		Change	
	2009	2008	Increase (Decrease)	Percent (%)
Taxes	\$ 7,379,022	\$ 6,884,109	\$ 494,913	7.2
Intergovernmental	3,245,449	3,147,186	98,263	3.1
Charges for services	2,211,694	2,514,377	(302,683)	(12.0)
Investment income	370,643	673,763	(303,120)	(45.0)
Miscellaneous and other	840,534	971,011	(130,477)	(13.4)
Total General Fund Revenues	\$ 14,047,342	\$ 14,190,446	\$ (143,104)	(1.0)

Total General Fund revenue decreased by \$143,104, or 1.0 percent, from the previous year. The mix of property tax and state aid can change significantly from year to year without any net change in revenue. During 2009, the County was unallotted \$206,336 from the state in County Program Aid. Charges for services decreased in 2009 due to less demand for jail beds and the downturn in the economy. Interest on investments was also down due to lower interest rates.

The following schedule presents a summary of General Fund expenditures.

**Table A-5
General Fund Expenditures**

	Year Ended December 31		Amount of Increase (Decrease)	Percent (%) Increase (Decrease)
	2009	2008		
General government	\$ 5,639,376	\$ 5,951,723	\$ (312,347)	(5.2)
Public safety	5,086,842	5,703,063	(616,221)	(10.8)
Health	2,069,605	2,150,563	(80,958)	(3.8)
Culture and recreation	64,002	55,752	8,250	14.8
Conservation of natural resources	377,967	435,688	(57,721)	(13.2)
Economic development	48,369	71,243	(22,874)	(32.1)
Intergovernmental	491,450	\$ 872,394	(380,944)	(43.7)
Total Expenditures	\$ 13,777,611	\$ 15,240,426	\$ (1,462,815)	(9.6)

General Fund Budgetary Highlights

- Actual revenues were \$90,563 more than expected, which is mostly due to increased grant money received in 2009.
- The actual expenditures were \$525,480 less than budget. This is due to budget reductions made in anticipation of further state aid reductions in 2010 and beyond.

DEBT SERVICE

An annual levy is made to fund the bond payments for all previous bond issues.

CAPITAL ASSETS

By the end of 2009, the County had invested over \$145,000,000 in a broad range of capital assets, including buildings, computers, equipment, and infrastructure. (See Table A-6.) More detailed information about capital assets can be found in Note 3.A.2. to the financial statements. Total depreciation expense for the year was \$3,509,934.

**Table A-6
Capital Assets**

	2009	2008	Percent (%) Change
Land	\$ 3,937,596	\$ 3,729,499	5.6
Buildings	22,384,624	22,384,624	-
Machinery, furniture, and equipment	7,164,418	6,858,965	4.5
Infrastructure	112,215,434	100,656,541	11.5
Less: accumulated depreciation	<u>(51,947,353)</u>	<u>(48,538,628)</u>	7.0
Total	<u>\$ 93,754,719</u>	<u>\$ 85,091,001</u>	10.2

LONG-TERM LIABILITIES

At year-end, the County had \$13,955,025 in long-term liabilities outstanding. The County's total debt increased \$1,877,930 due to a crossover refunding debt issue.

**Table A-7
Long-Term Liabilities**

	2009	2008	Percent (%) Change
General obligation bonds	\$ 9,075,000	\$ 7,895,000	14.9
Bond premiums	73,207	-	100.0
Compensated absences	1,886,896	1,778,909	6.1
Net OPEB liability	146,916	76,520	92.0
Estimated liability for landfill closure/postclosure	<u>2,773,006</u>	<u>2,326,666</u>	19.2
Total	<u>\$ 13,955,025</u>	<u>\$ 12,077,095</u>	15.5

FACTORS BEARING ON THE COUNTY'S FUTURE

The County is dependent on the State of Minnesota for a significant portion of its revenue. Recent experience demonstrates that the Legislature may decrease revenues again. It is anticipated that the County will be unallocated \$737,389 in program aid in 2010 and another \$500,000 to \$700,000 in 2011. This does not take into consideration other programs that are seeing cuts in program aid. The economic downturn has had a negative effect on County revenues such as interest income and planning and zoning charges for services. The inability to rent out jail beds to other counties who are building jails and not needing space is also having an impact on future revenues. It should also be noted that unfunded mandates continue to have an impact on County costs. As the State of Minnesota pushes more costs down to the County, the property tax continues to be used to fund these programs that have not been funded with property tax dollars before.

CONTACTING THE COUNTY'S FINANCIAL MANAGEMENT

This financial report is designed to provide our citizens, taxpayers, customers, investors, and creditors with a general overview of the County's finances and to demonstrate the County's accountability for the money it receives. If you have questions about this report or need additional financial information, contact Steve Messerschmidt, Finance Director, at (320) 632-0131, or Russ Nygren, County Auditor/Treasurer, at (320) 632-0130.

COMPONENT UNITS

The Morrison County Rural Development Finance Authority (RDFA) and the Housing and Redevelopment Authority (HRA) of Morrison County are component units of Morrison County and are reported in separate columns in the government-wide financial statements to emphasize that they are legally separate from Morrison County. Complete financial statements of the Morrison County RDFA can be obtained at 213 First Avenue S.E., Little Falls, Minnesota 56345-3196. Complete financial statements of the HRA of Morrison County can be obtained by writing to the HRA of Morrison County, 304 - 2nd Street S.E., Little Falls, Minnesota 56345.

This page was left blank intentionally.

BASIC FINANCIAL STATEMENTS

This page was left blank intentionally.

GOVERNMENT-WIDE FINANCIAL STATEMENTS

This page was left blank intentionally.

**MORRISON COUNTY
LITTLE FALLS, MINNESOTA**

EXHIBIT 1

**STATEMENT OF NET ASSETS
DECEMBER 31, 2009**

	Primary Government Governmental Activities	Component Units	
		Housing and Redevelopment Authority	Rural Development Finance Authority
<u>Assets</u>			
Cash and pooled investments	\$ 20,523,106	\$ 65,193	\$ 151,147
Restricted cash	-	25,001	-
Petty cash and change funds	11,025	-	-
Departmental cash	3,856	-	-
Cash with fiscal agent	3,197,023	-	-
Taxes receivable			
Delinquent	701,074	-	-
Special assessments receivable			
Delinquent	369	-	-
Accounts receivable	349,606	8,280	-
Accrued interest receivable	244,886	-	-
Due from other governments	2,808,559	-	-
Notes, loans, and mortgages receivable	-	26,279	-
Inventories	407,180	-	-
Investment in joint venture	813,647	-	-
Prepaid items	-	2,500	-
Deferred charges	118,367	-	-
Capital assets			
Non-depreciable	3,937,596	23,500	-
Depreciable - net of accumulated depreciation	89,817,123	244,282	-
Total Assets	\$ 122,933,417	\$ 395,035	\$ 151,147
<u>Liabilities</u>			
Accounts payable	\$ 463,626	\$ 2,546	\$ -
Salaries payable	500,560	2,826	-
Contracts payable	262,093	-	-
Due to other governments	86,775	-	-
Accrued interest payable	136,638	594	-
Unearned revenue	78,166	43,581	-
Long-term liabilities			
Due within one year	569,016	11,176	-
Due in more than one year	13,386,009	169,695	-
Total Liabilities	\$ 15,482,883	\$ 230,418	\$ -
<u>Net Assets</u>			
Invested in capital assets - net of related debt	\$ 84,724,879	\$ 86,911	\$ -
Restricted for			
General government	25,848	25,001	-
Sanitation	2,948,908	-	-
Debt service	989,083	-	-
Unrestricted	18,761,816	52,705	151,147
Total Net Assets	\$ 107,450,534	\$ 164,617	\$ 151,147

**MORRISON COUNTY
LITTLE FALLS, MINNESOTA**

**STATEMENT OF ACTIVITIES
FOR THE YEAR ENDED DECEMBER 31, 2009**

	Expenses	Fees, Charges, Fines, and Other
<u>Functions/Programs</u>		
Primary government		
Governmental activities		
General government	\$ 6,002,150	\$ 981,518
Public safety	5,116,310	646,888
Highways and streets	5,341,216	310,791
Sanitation	2,562,453	1,802,613
Human services	8,299,083	640,835
Health	2,110,410	1,004,909
Culture and recreation	629,618	-
Conservation of natural resources	385,615	23,750
Economic development	133,826	2,743
Interest	326,795	-
Total Primary Government	\$ 30,907,476	\$ 5,414,047
Component units		
Housing and Redevelopment Authority	\$ 689,985	\$ 78,793
Rural Development Finance Authority	\$ 136,955	\$ 669
General Revenues		
Property taxes		
Payments in lieu of tax		
Grants and contributions not restricted to specific programs		
Unrestricted investment income		
Miscellaneous		
Total general revenues		
Change in net assets		
Net Assets - Beginning, as restated (Note 2.B.)		
Net Assets - Ending		

EXHIBIT 2

Program Revenues		Net (Expense) Revenue and Changes in Net Assets		
		Component Units		
Operating Grants and Contributions	Capital Grants and Contributions	Primary Governmental Activities	Housing and Redevelopment Authority	Rural Development Finance Authority
\$ 167,936	\$ -	\$ (4,852,696)		
364,350	-	(4,105,072)		
5,487,202	2,726,076	3,182,853		
87,674	-	(672,166)		
4,311,219	-	(3,347,029)		
677,773	-	(427,728)		
-	-	(629,618)		
61,800	-	(300,065)		
-	-	(131,083)		
-	-	(326,795)		
\$ 11,157,954	\$ 2,726,076	\$ (11,609,399)		
\$ 593,451	\$ -		\$ (17,741)	
\$ -	\$ -			\$ (136,286)
		\$ 14,161,790	\$ 26,268	\$ 59,716
		217,978	-	-
		3,319,468	-	7,679
		471,505	2,318	971
		248,339	-	-
		\$ 18,419,080	\$ 28,586	\$ 68,366
		\$ 6,809,681	\$ 10,845	\$ (67,920)
		100,640,853	153,772	219,067
		\$ 107,450,534	\$ 164,617	\$ 151,147

This page was left blank intentionally.

FUND FINANCIAL STATEMENTS

**MORRISON COUNTY
LITTLE FALLS, MINNESOTA**

**BALANCE SHEET
GOVERNMENTAL FUNDS
DECEMBER 31, 2009**

	General	Road and Bridge
<u>Assets</u>		
Cash and pooled investments	\$ 6,863,557	\$ 3,886,100
Petty cash and change funds	5,800	175
Departmental cash	3,826	-
Cash with fiscal agent	-	-
Delinquent taxes receivable	358,171	131,498
Special assessments receivable		
Delinquent	-	-
Accounts receivable	165,991	2,748
Accrued interest receivable	163,990	-
Due from other funds	13,039	4,082
Due from other governments	196,855	2,278,495
Inventories	-	407,180
	\$ 7,771,229	\$ 6,710,278
 <u>Liabilities and Fund Balances</u>		
Liabilities		
Accounts payable	\$ 138,268	\$ 57,862
Salaries payable	302,814	71,507
Contracts payable	-	262,093
Due to other funds	-	-
Due to other governments	26,924	4,614
Deferred revenue - unavailable	358,171	2,091,736
Deferred revenue - unearned	78,166	-
	\$ 904,343	\$ 2,487,812
 Fund Balances		
Reserved for		
Inventories	\$ -	\$ 407,180
Law library	25,848	-
Debt service	-	-
Landfill closure	-	-
Election equipment	111,513	-
Cash with fiscal agent	-	-
Unreserved		
Designated for future expenditures	2,191,493	-
Designated for contingencies	237,352	-
Undesignated	4,300,680	3,815,286
Unreserved, reported in special revenue funds	-	-
	\$ 6,866,886	\$ 4,222,466
	\$ 7,771,229	\$ 6,710,278

EXHIBIT 3

<u>Social Services</u>	<u>Solid Waste</u>	<u>Debt Service</u>	<u>Nonmajor Funds</u>	<u>Total</u>
\$ 2,892,801	\$ 5,306,163	\$ 1,121,689	\$ 452,796	\$ 20,523,106
5,050	-	-	-	11,025
-	14	16	-	3,856
-	-	3,197,023	-	3,197,023
138,969	7,178	57,214	8,044	701,074
-	353	-	16	369
47,934	132,933	-	-	349,606
-	76,880	4,016	-	244,886
-	-	-	-	17,121
322,824	10,385	-	-	2,808,559
-	-	-	-	407,180
<u>\$ 3,407,578</u>	<u>\$ 5,533,906</u>	<u>\$ 4,379,958</u>	<u>\$ 460,856</u>	<u>\$ 28,263,805</u>
\$ 212,890	\$ 51,565	\$ -	\$ 3,041	\$ 463,626
123,629	2,610	-	-	500,560
-	-	-	-	262,093
13,039	-	-	4,082	17,121
49,218	5,875	-	144	86,775
138,969	7,531	57,214	8,060	2,661,681
-	-	-	-	78,166
<u>\$ 537,745</u>	<u>\$ 67,581</u>	<u>\$ 57,214</u>	<u>\$ 15,327</u>	<u>\$ 4,070,022</u>
\$ -	\$ -	\$ -	\$ -	\$ 407,180
-	-	-	-	25,848
-	-	1,125,721	-	1,125,721
-	2,948,908	-	-	2,948,908
-	-	-	-	111,513
-	-	3,197,023	-	3,197,023
650,000	1,300,000	-	-	4,141,493
-	-	-	-	237,352
2,219,833	1,217,417	-	-	11,553,216
-	-	-	445,529	445,529
<u>\$ 2,869,833</u>	<u>\$ 5,466,325</u>	<u>\$ 4,322,744</u>	<u>\$ 445,529</u>	<u>\$ 24,193,783</u>
<u>\$ 3,407,578</u>	<u>\$ 5,533,906</u>	<u>\$ 4,379,958</u>	<u>\$ 460,856</u>	<u>\$ 28,263,805</u>

This page was left blank intentionally.

**MORRISON COUNTY
LITTLE FALLS, MINNESOTA**

EXHIBIT 4

**RECONCILIATION OF THE GOVERNMENTAL FUNDS BALANCE SHEET TO
THE GOVERNMENT-WIDE STATEMENT OF NET ASSETS--GOVERNMENTAL ACTIVITIES
DECEMBER 31, 2009**

Fund balances - total governmental funds (Exhibit 3)	\$	24,193,783
Amounts reported for governmental activities in the statement of net assets are different because:		
Investments in joint ventures are reported in governmental activities and are not financial resources. Therefore, they are not reported in the governmental funds.		813,647
Capital assets, net of accumulated depreciation, used in governmental activities are not financial resources and, therefore, are not reported in the governmental funds.		93,754,719
Revenues in the statement of activities that do not provide current financial resources are not reported in the governmental funds.		2,661,681
Long-term liabilities, including bonds payable, are not due and payable in the current period and, therefore, are not reported in the governmental funds.		
General obligation bonds, net of premium and discount	\$ (9,148,207)	
Compensated absences	(1,886,896)	
Net OPEB liability	(146,916)	
Estimated liability for landfill closure/postclosure	(2,773,006)	
Deferred debt issuance charges	118,367	
Accrued interest payable	(136,638)	(13,973,296)
Net Assets of Governmental Activities (Exhibit 1)		<u>\$ 107,450,534</u>

**MORRISON COUNTY
LITTLE FALLS, MINNESOTA**

**STATEMENT OF REVENUES, EXPENDITURES, AND CHANGES IN FUND BALANCES
GOVERNMENTAL FUNDS
FOR THE YEAR ENDED DECEMBER 31, 2009**

	General	Road and Bridge
Revenues		
Taxes	\$ 7,379,022	\$ 2,521,309
Special assessments	-	-
Licenses and permits	263,618	-
Intergovernmental	3,245,449	9,771,892
Charges for services	2,211,694	310,757
Fines and forfeits	88,057	-
Investment income	370,643	-
Miscellaneous	488,859	34
	\$ 14,047,342	\$ 12,603,992
Expenditures		
Current		
General government	\$ 5,639,376	\$ -
Public safety	5,086,842	-
Highways and streets	-	11,387,327
Sanitation	-	-
Human services	-	-
Health	2,069,605	-
Culture and recreation	64,002	-
Conservation of natural resources	377,967	6,905
Economic development	48,369	-
Intergovernmental		
Highways and streets	-	370,321
Culture and recreation	491,450	-
Debt service		
Principal	-	-
Interest	-	-
Bond issuance costs	-	-
	\$ 13,777,611	\$ 11,764,553
Excess of Revenues Over (Under) Expenditures	\$ 269,731	\$ 839,439
Other Financing Sources (Uses)		
Transfers in	\$ -	\$ -
Transfers out	-	-
Refunding bonds issued	-	-
Premium on bonds and notes issued	-	-
	\$ -	\$ -
Net Change in Fund Balances	\$ 269,731	\$ 839,439
Fund Balances - January 1, as restated (Note 2.B.)	6,597,155	3,438,216
Increase (decrease) in reserved for inventories	-	(55,189)
	\$ 6,866,886	\$ 4,222,466
Fund Balances - December 31	\$ 6,866,886	\$ 4,222,466

EXHIBIT 5

Social Services	Solid Waste	Debt Service	Nonmajor Funds	Total
\$ 2,663,382	\$ 159,491	\$ 1,111,935	\$ 175,348	\$ 14,010,487
-	1,019	-	-	1,019
-	18,750	-	-	282,368
4,942,922	124,554	263,426	32,955	18,381,198
481,960	1,721,830	-	-	4,726,241
-	-	-	-	88,057
-	77,570	23,103	189	471,505
158,875	62,033	-	2,743	712,544
\$ 8,247,139	\$ 2,165,247	\$ 1,398,464	\$ 211,235	\$ 38,673,419
\$ -	\$ -	\$ -	\$ 32,853	\$ 5,672,229
-	-	-	-	5,086,842
-	-	-	-	11,387,327
-	2,016,750	-	-	2,016,750
8,053,073	-	-	-	8,053,073
-	-	-	-	2,069,605
-	-	-	23,165	87,167
-	-	-	-	384,872
-	-	-	85,457	133,826
-	-	-	-	370,321
-	-	-	-	491,450
-	-	2,010,000	-	2,010,000
-	-	320,277	-	320,277
-	-	70,975	-	70,975
\$ 8,053,073	\$ 2,016,750	\$ 2,401,252	\$ 141,475	\$ 38,154,714
\$ 194,066	\$ 148,497	\$ (1,002,788)	\$ 69,760	\$ 518,705
\$ -	\$ -	\$ 57,305	\$ -	\$ 57,305
-	-	-	(57,305)	(57,305)
-	-	3,190,000	-	3,190,000
-	-	73,207	-	73,207
\$ -	\$ -	\$ 3,320,512	\$ (57,305)	\$ 3,263,207
\$ 194,066	\$ 148,497	\$ 2,317,724	\$ 12,455	\$ 3,781,912
2,675,767	5,317,828	2,005,020	433,074	20,467,060
-	-	-	-	(55,189)
\$ 2,869,833	\$ 5,466,325	\$ 4,322,744	\$ 445,529	\$ 24,193,783

**MORRISON COUNTY
LITTLE FALLS, MINNESOTA**

EXHIBIT 6

**RECONCILIATION OF THE STATEMENT OF REVENUES, EXPENDITURES, AND
CHANGES IN FUND BALANCES OF GOVERNMENTAL FUNDS TO THE
GOVERNMENT-WIDE STATEMENT OF ACTIVITIES--GOVERNMENTAL ACTIVITIES
FOR THE YEAR ENDED DECEMBER 31, 2009**

Net change in fund balances - total governmental funds (Exhibit 5) **\$ 3,781,912**

Amounts reported for governmental activities in the statement of activities are different because:

In the funds, under the modified accrual basis, receivables not available for expenditure are deferred. In the statement of activities, those revenues are recognized when earned. The adjustment to revenue between the fund statements and the statement of activities is the increase or decrease in revenue deferred as unavailable.

Deferred revenue - December 31	\$ 2,661,681	
Deferred revenue - January 1	(3,471,119)	(809,438)

Governmental funds report capital outlay as expenditures. However, in the statement of activities, the cost of those assets is allocated over their estimated useful lives and reported as depreciation expense. In the statement of activities, only the gain or loss on the disposal of capital assets is reported; whereas, in the governmental funds, the proceeds from the sale increase financial resources. Therefore, the change in net assets differs from the change in fund balance by the net book value of the assets disposed of.

Expenditures for general capital assets and infrastructure	\$ 9,470,171	
Net book value of assets disposed of	(22,961)	
Current year depreciation	(3,509,934)	5,937,276

Issuing long-term debt provides current financial resources to governmental funds, while the repayment of long-term debt consumes the current financial resources of governmental funds. Neither transaction, however, has any effect on net assets. Also, governmental funds report the effect of issuance costs and similar items when debt is first issued; whereas, these amounts are deferred and amortized in the statement of activities.

Current year bond proceeds	\$ (3,190,000)	
Principal repayments		
General obligation bonds	2,010,000	
Bond issuance costs	(73,207)	
Bond premium	70,975	
Current year amortization of issuance costs and premiums	(8,743)	(1,190,975)

Some expenses reported in the statement of activities do not require the use of current financial resources and, therefore, are not reported as expenditures in governmental funds.

Change in accrued interest payable	\$ 2,225	
Change in compensated absences	(107,987)	
Change in estimated liability for landfill closure/postclosure	(446,340)	
Change in net OPEB liability	(70,396)	
Change in inventories	(55,189)	(677,687)

Transactions to record investment in joint venture

Change in investment in joint venture		(231,407)
---------------------------------------	--	-----------

Change in Net Assets of Governmental Activities (Exhibit 2) **\$ 6,809,681**

MORRISON COUNTY
LITTLE FALLS, MINNESOTA

EXHIBIT 7

STATEMENT OF FIDUCIARY NET ASSETS
FIDUCIARY FUNDS
DECEMBER 31, 2009

	<u>Agency Funds</u>
<u>Assets</u>	
Cash and pooled investments	\$ 1,395,372
Departmental cash	19
Accrued interest receivable	<u>14,209</u>
Total Assets	<u>\$ 1,409,600</u>
<u>Liabilities</u>	
Due to other governments	<u>\$ 1,409,600</u>

This page was left blank intentionally.

**MORRISON COUNTY
LITTLE FALLS, MINNESOTA**

NOTES TO THE FINANCIAL STATEMENTS
AS OF AND FOR THE YEAR ENDED DECEMBER 31, 2009

1. Summary of Significant Accounting Policies

The County's financial statements are prepared in accordance with generally accepted accounting principles (GAAP) as of and for the year ended December 31, 2009. The Governmental Accounting Standards Board (GASB) is responsible for establishing GAAP for state and local governments through its pronouncements (statements and interpretations). Governments are also required to follow the pronouncements of the Financial Accounting Standards Board issued through November 30, 1989, (when applicable) that do not conflict with or contradict GASB pronouncements. The more significant accounting policies established in GAAP and used by the County are discussed below.

A. Financial Reporting Entity

Morrison County was established February 23, 1855, and is an organized county having the powers, duties, and privileges granted counties by Minn. Stat. ch. 373. As required by accounting principles generally accepted in the United States of America, these financial statements present Morrison County (the primary government) and its component units for which the County is financially accountable. The County is governed by a five-member Board of Commissioners elected from districts within the County. The Board is organized with a chair and vice chair elected at the annual meeting in January of each year. The County Administrator, who is appointed by the County Board, serves as its clerk.

Blended Component Unit

Blended component units are entities which are legally separate from the County, but are so intertwined that they are, in substance, the same as the County. They are reported as part of the primary government.

The Morrison County Regional Rail Authority is governed by a five-member board consisting of the Morrison County Commissioners and has the power to levy taxes, issue bonds, and enter into contracts. The Authority was established for the preservation and improvement of local rail service. Although it is legally separate from the County, the activity of the Regional Rail Authority is included in the Morrison County reporting entity as the Regional Rail Authority Special Revenue Fund because Morrison County Commissioners comprise the Authority's governing body. Separate financial statements are not available for the Morrison County Regional Rail Authority.

**MORRISON COUNTY
LITTLE FALLS, MINNESOTA**

1. Summary of Significant Accounting Policies

A. Financial Reporting Entity (Continued)

Discretely Presented Component Units

The Morrison County Rural Development Finance Authority (RDFA) is a component unit of Morrison County and is reported in a separate column in the government-wide financial statements to emphasize that the RDFA is legally separate from Morrison County. The RDFA was established to promote economic development in rural areas in Morrison County. The RDFA's Board of Commissioners consists of seven members: two are Morrison County Commissioners, two are City of Little Falls Council members, two are appointed by the County Board of Commissioners, and one is appointed by the Little Falls City Council. The RDFA is reported as a component unit of the County because the County can significantly influence the operations of the RDFA.

The Housing and Redevelopment Authority (HRA) of Morrison County is a component unit of Morrison County and is reported in a separate column in the County's government-wide financial statements to emphasize that the HRA is legally separate from Morrison County. The HRA operates as a local government unit for the purpose of providing housing and redevelopment services to Morrison County. The governing board consists of a five-member board appointed by the Morrison County Commissioners. The financial statements included are as of and for the year ended December 31, 2009.

Complete financial statements of the HRA of Morrison County can be obtained by writing to the Housing and Redevelopment Authority of Morrison County, 304 - 2nd Street S.E., Little Falls, Minnesota 56345.

B. Basic Financial Statements

1. Government-Wide Statements

The government-wide financial statements (the statement of net assets and the statement of activities) display information about the primary government and its component units. These statements include the financial activities of the overall County government, except for fiduciary activities. Eliminations have been made to minimize the double counting of internal activities. Governmental activities, which normally are supported by taxes and intergovernmental revenue, are reported in a single column.

**MORRISON COUNTY
LITTLE FALLS, MINNESOTA**

1. Summary of Significant Accounting Policies

B. Basic Financial Statements

1. Government-Wide Statements (Continued)

In the government-wide statement of net assets, the governmental activities column: (a) is presented on a consolidated basis; and (b) is reported on a full accrual, economic resource basis, which recognizes all long-term assets and receivables as well as long-term debt and obligations. The County's net assets are reported in three parts: (1) invested in capital assets, net of related debt; (2) restricted net assets; and (3) unrestricted net assets. The County first utilizes restricted resources to finance qualifying activities.

The statement of activities demonstrates the degree to which the direct expenses of each function of the County's governmental activities are offset by program revenues. Direct expenses are those clearly identifiable with a specific function or activity. Program revenues include: (1) fees, fines, and charges paid by the recipients of goods, services, or privileges provided by a given function or activity; and (2) grants and contributions restricted to meeting the operational or capital requirements of a particular function or activity. Revenues not classified as program revenues, including all taxes, are presented as general revenues.

2. Fund Financial Statements

The fund financial statements provide information about the County's funds, including its fiduciary funds. Separate statements for each fund category--governmental and fiduciary--are presented. The emphasis of governmental fund financial statements is on major individual governmental funds, with each displayed as separate columns in the fund financial statements.

The County reports the following major governmental funds:

The General Fund is the County's primary operating fund. It accounts for all financial resources of the general government, except those required to be accounted for in another fund.

The Road and Bridge Special Revenue Fund is used to account for revenues and expenditures of the County Highway Department, which is responsible for the construction and maintenance of roads, bridges, and other projects affecting County roadways.

**MORRISON COUNTY
LITTLE FALLS, MINNESOTA**

1. Summary of Significant Accounting Policies

B. Basic Financial Statements

2. Fund Financial Statements (Continued)

The Social Services Special Revenue Fund is used to account for economic assistance and community social services programs.

The Solid Waste Special Revenue Fund is used to account for all funds to be used for solid waste. Financing comes primarily from fees.

The Debt Service Fund is used to account for the accumulation of resources for, and the payments of, principal, interest, and related costs of the County's long-term bonds.

Additionally, the County reports the following funds:

Agency funds are custodial in nature and do not present results of operations or have a measurement focus. These funds account for assets that the County holds for others in an agent capacity. Since, by definition, these assets are being held for the benefit of a third party and cannot be used for activities or obligations of the County, these funds are not incorporated into the government-wide statements.

C. Measurement Focus and Basis of Accounting

The government-wide and fiduciary fund financial statements are reported using the economic resources measurement focus and the accrual basis of accounting. Revenues are recorded when earned, and expenses are recorded when a liability is incurred, regardless of the timing of related cash flows. Property taxes are recognized as revenues in the year for which they are levied. Grants and similar items are recognized as revenue as soon as all eligibility requirements imposed by the provider have been met.

Governmental fund financial statements are reported using the current financial resources measurement focus and the modified accrual basis of accounting. Revenues are recognized as soon as they are both measurable and available. Morrison County considers all revenues as available if collected within 60 days after the end of the current period. Property and other taxes, licenses, and interest are all considered susceptible to accrual. Expenditures are recorded when the related fund liability is

**MORRISON COUNTY
LITTLE FALLS, MINNESOTA**

1. Summary of Significant Accounting Policies

C. Measurement Focus and Basis of Accounting (Continued)

incurred, except for principal and interest on long-term debt, compensated absences, and claims and judgments, which are recognized as expenditures to the extent that they have matured. Proceeds of long-term debt and acquisitions under capital leases are reported as other financing sources.

When both restricted and unrestricted resources are available for use, it is the County's policy to use restricted resources first and then unrestricted resources as needed.

D. Assets, Liabilities, and Net Assets or Equity

1. Deposits and Investments

The cash balances of substantially all funds are pooled and invested by the County Treasurer for the purpose of increasing earnings through investment activities. Pooled and fund investments are reported at their fair value at December 31, 2009, based on market prices. Pursuant to Minn. Stat. § 385.07, investment earnings on cash and pooled investments of governmental and fiduciary funds are credited to the General Fund. Other funds received investment earnings based on other state statutes, grant agreements, contracts, and bond covenants. Pooled investment earnings for 2009 were \$370,643.

Morrison County invests in an external investment pool, the Minnesota Association of Governments Investing for Counties (MAGIC) Fund, which is created under a joint powers agreement pursuant to Minn. Stat. § 471.59. The MAGIC Fund is not registered with the Securities and Exchange Commission (SEC), but does operate in a manner consistent with Rule 2a-7 prescribed by the SEC pursuant to the Investment Company Act of 1940 (17 C.F.R. § 270.2a-7). Therefore, the fair value of the County's position in the pool is the same as the value of the pool shares.

2. Receivables and Payables

Activity between funds representative of lending/borrowing arrangements outstanding at the end of the fiscal year is referred to as either "due to/from other funds" (the current portion of interfund loans) or "advances to/from other funds" (the noncurrent portion of interfund loans). All other outstanding balances between funds are reported as "due to/from other funds."

**MORRISON COUNTY
LITTLE FALLS, MINNESOTA**

1. Summary of Significant Accounting Policies

D. Assets, Liabilities, and Net Assets or Equity

2. Receivables and Payables (Continued)

Advances between funds, as reported in the fund financial statements, are offset by a fund balance reserve account in applicable governmental funds to indicate they are not available for appropriation and are not expendable available financial resources.

Property taxes are levied as of January 1 on property values assessed as of the same date. The tax levy notice is mailed in March with the first half payment due May 15 and the second half payment due October 15. Unpaid taxes at December 31 become liens on the respective property and are classified in the financial statements as delinquent taxes receivable.

Taxes receivable consist of uncollected taxes payable in the years 2004 through 2009. Taxes receivable are offset by deferred revenue for the amount not collectible within 60 days of December 31 to indicate they are not available to pay current expenditures. No provision has been made for an estimated uncollectible amount.

Special assessments receivable consist of delinquent special assessments payable in the years 2004 through 2009 and deferred special assessments payable in 2010 and after. No provision has been made for an estimated uncollectible amount.

Noncurrent portions of loans receivable are equally offset by a reservation of fund balance to indicate that they should not be considered available spendable resources since they do not represent net current assets.

3. Inventories

All inventories are valued at cost using the first-in/first-out method. The inventories in governmental funds are recorded as expenditures when purchased rather than when consumed. Reported inventories are equally offset by reserved fund balance to indicate that they do not constitute available spendable resources.

**MORRISON COUNTY
LITTLE FALLS, MINNESOTA**

1. Summary of Significant Accounting Policies

D. Assets, Liabilities, and Net Assets or Equity (Continued)

4. Capital Assets

Capital assets, which include property, plant, equipment, and infrastructure assets (for example, roads, bridges, sidewalks, and similar items), are reported in the government-wide financial statements. The County defines capital assets as assets with an initial, individual cost of more than \$5,000 and an estimated useful life in excess of one year. Such assets are recorded at historical cost or estimated historical cost if purchased or constructed.

Donated capital assets are recorded at estimated fair market value at the date of donation.

The costs of normal maintenance and repairs that do not add to the value of the asset or materially extend assets' lives are not capitalized. Major outlays for capital assets and improvements are capitalized as projects are constructed.

Property, plant, and equipment of the County are depreciated using the straight-line method over the following estimated useful lives:

<u>Assets</u>	<u>Years</u>
Buildings	25 - 50
Building improvements	40
Public domain infrastructure	50 - 75
Furniture, equipment, and vehicles	5 - 25

5. Compensated Absences

The liability for compensated absences reported in the financial statements consists of unpaid, accumulated annual and sick leave balances. The liability has been calculated using the vesting method, in which leave amounts for both employees who currently are eligible to receive termination payments and other employees who are expected to become eligible in the future to receive such payments upon termination are included. Compensated absences are accrued when incurred in the government-wide financial statements. A liability for these amounts is reported in the governmental funds only if they have matured, for example, as a result of employee resignations and retirements.

**MORRISON COUNTY
LITTLE FALLS, MINNESOTA**

1. Summary of Significant Accounting Policies

D. Assets, Liabilities, and Net Assets or Equity (Continued)

6. Deferred Revenue

All County funds and the government-wide financial statements defer revenue for resources that have been received, but not yet earned. Governmental funds also report deferred revenue in connection with receivables for revenues not considered to be available to liquidate liabilities of the current period.

7. Long-Term Obligations

In the government-wide financial statements, long-term debt and other long-term obligations are reported as liabilities in the governmental activities statement of net assets. Bond premiums and discounts, as well as issuance costs, are deferred and amortized over the life of the bonds using the straight-line method. Bonds payable are reported net of the applicable bond premium or discount. Bond issuance costs are reported as deferred charges and amortized over the term of the related debt.

In the fund financial statements, governmental fund types recognize bond premiums and discounts, as well as bond issuance costs, during the current period. The face amount of the debt issued is reported as an other financing source. Premiums received on debt issuances are reported as other financing sources, while discounts on debt issuances are reported as other financing uses. Issuance costs, whether or not withheld from the actual debt proceeds received, are reported as debt service expenditures.

8. Fund Equity

In the fund financial statements, governmental funds report reservations of fund balance for amounts not available for appropriation or legally restricted by outside parties for use for a specific purpose. Designations of fund balance represent tentative management plans subject to change.

**MORRISON COUNTY
LITTLE FALLS, MINNESOTA**

1. Summary of Significant Accounting Policies

D. Assets, Liabilities, and Net Assets or Equity (Continued)

9. Use of Estimates

The preparation of financial statements in conformity with accounting principles generally accepted in the United States of America requires management to make estimates and assumptions that affect the reported amounts of assets and liabilities and disclosure of contingent assets and liabilities at the date of the financial statements and the reported amounts of revenues and expenses during the reporting period. Actual results could differ from those estimates.

2. Stewardship, Compliance, and Accountability

A. Excess of Expenditures Over Budget

The following funds had expenditures in excess of budget at the function level for the year ended December 31, 2009:

	<u>Expenditures</u>	<u>Final Budget</u>	<u>Excess</u>
General Fund			
Current			
Culture and recreation	\$ 64,002	\$ 61,078	\$ 2,924
Conservation of natural resources	377,967	373,314	4,653
Special Revenue Funds			
Road and Bridge			
Intergovernmental			
Highways and streets	370,321	-	370,321

B. Restatement

The Morrison County Regional Rail Authority (RRA) blended component unit was previously omitted from the County's financial statements. The fund balance of the County's nonmajor funds was restated to include cash and investments not previously reported.

Morrison County's beginning net assets were also restated to recognize the RRA's capital assets that were not previously reported.

**MORRISON COUNTY
LITTLE FALLS, MINNESOTA**

2. Stewardship, Compliance, and Accountability

B. Restatement (Continued)

The restatement is as follows:

	Governmental Activities	Nonmajor Funds
Net Assets/Fund Balance - January 1, as previously reported	\$ 97,824,654	\$ 343,317
Cash and investments	89,757	89,757
Capital assets	2,726,442	-
Net Assets/Fund Balance - January 1, as restated	\$ 100,640,853	\$ 433,074

3. Detailed Notes on All Funds

A. Assets

1. Deposits and Investments

Reconciliation of Morrison County's total cash and investments to the basic financial statements follows:

Government-wide statement of net assets	
Governmental activities	
Cash and pooled investments	\$ 20,523,106
Petty cash and change funds	11,025
Departmental cash	3,856
Cash with fiscal agent	3,197,023
Discretely presented component units	
Cash and pooled investments	216,340
Restricted cash	25,001
Statement of fiduciary net assets	
Cash and pooled investments	1,395,372
Departmental cash	19
Total Cash and Investments	\$ 25,371,742

**MORRISON COUNTY
LITTLE FALLS, MINNESOTA**

3. Detailed Notes on All Funds

A. Assets

1. Deposits and Investments

a. Deposits (Continued)

The County is authorized by Minn. Stat. §§ 118A.02 and 118A.04 to designate a depository for public funds and to invest in certificates of deposit. The County is required by Minn. Stat. § 118A.03 to protect deposits with insurance, surety bond, or collateral. The market value of collateral pledged shall be at least ten percent more than the amount on deposit at the close of the financial institution's banking day, not covered by insurance or bonds.

Authorized collateral includes treasury bills, notes, and bonds; issues of U.S. government agencies; general obligations rated "A" or better and revenue obligations rated "AA" or better; irrevocable standby letters of credit issued by the Federal Home Loan Bank; and certificates of deposit. Minnesota statutes require that securities pledged as collateral be held in safekeeping in a restricted account at the Federal Reserve Bank or in an account at a trust department of a commercial bank or other financial institution that is not owned or controlled by the financial institution furnishing the collateral.

Custodial Credit Risk

Custodial credit risk is the risk that in the event of a financial institution failure, the County's deposits may not be returned to it. It is the County's policy to minimize custodial credit risk by obtaining collateral or bond for all uninsured amounts on deposit, and obtaining necessary documentation to show compliance with state law and a perfected security interest under federal law. As of December 31, 2009, the County's deposits were not exposed to custodial credit risk.

**MORRISON COUNTY
LITTLE FALLS, MINNESOTA**

3. Detailed Notes of All Funds

A. Assets

1. Deposits and Investments

b. Investments (Continued)

The County may invest in the following types of investments as authorized by Minn. Stat. §§ 118A.04 and 118A.05:

- (1) securities which are direct obligations or are guaranteed or insured issues of the United States, its agencies, its instrumentalities, or organizations created by an act of Congress, except mortgage-backed securities defined as “high risk” by Minn. Stat. § 118A.04, subd. 6;
- (2) mutual funds through shares of registered investment companies provided the mutual fund receives certain ratings depending on its investments;
- (3) general obligations of the State of Minnesota and its municipalities, and in certain state agency and local obligations of Minnesota and other states provided such obligations have certain specified bond ratings by a national bond rating service;
- (4) bankers’ acceptances of United States banks;
- (5) commercial paper issued by United States corporations or their Canadian subsidiaries that is rated in the highest quality category by two nationally recognized rating agencies and matures in 270 days or less; and
- (6) with certain restrictions, in repurchase agreements, securities lending agreements, joint powers investment trusts, and guaranteed investment contracts.

**MORRISON COUNTY
LITTLE FALLS, MINNESOTA**

3. Detailed Notes of All Funds

A. Assets

1. Deposits and Investments

b. Investments (Continued)

Custodial Credit Risk

The custodial credit risk for investments is the risk that, in the event of the failure of the counterparty to a transaction, a government will not be able to recover the value of investment or collateral securities in the possession of an outside party. It is the County's policy to minimize investment custodial credit risk by permitting brokers that obtained investments for Morrison County to hold them only to the extent there is Securities Investor Protection Corporation (SIPC) coverage and excess SIPC coverage available. Securities purchased that exceed available SIPC coverage shall be transferred to Morrison County's custodian. At December 31, 2009, none of the County's investments were subject to custodial credit risk.

Concentration of Credit Risk

The concentration of credit risk is the risk of loss that may be caused by the County's investment in a single issuer. The County does not have a policy on concentration of credit risk.

Interest Rate Risk

Interest rate risk is the risk that changes in the market interest rates will adversely affect the fair value of an investment. The County minimizes its exposure to interest rate risk by investing in both short-term and long-term investments and by timing cash flows from maturities so that a portion of the portfolio is maturing or coming close to maturity evenly over time as necessary to provide the cash flow and liquidity needed for operations.

**MORRISON COUNTY
LITTLE FALLS, MINNESOTA**

3. Detailed Notes of All Funds

A. Assets

1. Deposits and Investments

b. Investments (Continued)

Credit Risk

Generally, credit risk is the risk that an issuer of an investment will not fulfill its obligation to the holder of the investment. This is measured by the assignment of a rating by a nationally recognized statistical rating organization. It is the County's policy to invest only in securities that meet the ratings requirements set by state statute. At December 31, 2009, the County had no investments requiring a credit rating.

The County does not have additional investment risk policies beyond complying with the requirements of Minnesota statutes.

The following table presents the County's deposit and investment balances at December 31, 2009, and information relating to potential investment risk:

<u>Investment Type</u>	<u>Concentration Risk Over 5 Percent of Portfolio</u>	<u>Interest Rate Risk Maturity Date</u>	<u>Carrying (Fair) Value</u>
Primary government			
Negotiable certificates of deposit	12.80%	<1yr	\$ 740,311
MAGIC Fund	87.08	N/A	5,037,500
Money market with broker	N/A	N/A	6,841
Total investments			\$ 5,784,652
Deposits			15,942,929
Cash with fiscal agent			3,197,023
Petty cash and change funds			11,025
Departmental cash			3,875
Cash on hand			190,897
Total cash and investments - primary government			\$ 25,130,401
Component units			
Deposits			241,341
Total Cash and Investments			\$ 25,371,742

N/A - Not Applicable

**MORRISON COUNTY
LITTLE FALLS, MINNESOTA**

3. Detailed Notes of All Funds

A. Assets (Continued)

2. Capital Assets

Capital asset activity for the year ended December 31, 2009, was as follows:

	Beginning Balance, as Restated (Note 2.B.)	Increase	Decrease	Ending Balance
Capital assets not depreciated				
Land - infrastructure right-of-way	\$ 1,901,819	\$ 7,240	\$ -	\$ 1,909,059
Land	2,028,537	-	-	2,028,537
Total capital assets not depreciated	<u>\$ 3,930,356</u>	<u>\$ 7,240</u>	<u>\$ -</u>	<u>\$ 3,937,596</u>
Capital assets depreciated				
Buildings	\$ 22,384,624	-	-	\$ 22,384,624
Machinery, furniture, and equipment	6,858,965	439,079	133,626	7,164,418
Infrastructure	103,191,582	9,023,852	-	112,215,434
Total capital assets depreciated	<u>\$ 132,435,171</u>	<u>\$ 9,462,931</u>	<u>\$ 133,626</u>	<u>\$ 141,764,476</u>
Less: accumulated depreciation for				
Buildings	\$ 6,848,290	\$ 475,716	-	\$ 7,324,006
Machinery, furniture, and equipment	4,502,423	577,795	110,665	4,969,553
Infrastructure	37,197,371	2,456,423	-	39,653,794
Total accumulated depreciation	<u>\$ 48,548,084</u>	<u>\$ 3,509,934</u>	<u>\$ 110,665</u>	<u>\$ 51,947,353</u>
Total capital assets depreciated, net	<u>\$ 83,887,087</u>	<u>\$ 5,952,997</u>	<u>\$ 22,961</u>	<u>\$ 89,817,123</u>
Governmental Activities Capital Assets, Net	<u>\$ 87,817,443</u>	<u>\$ 5,960,237</u>	<u>\$ 22,961</u>	<u>\$ 93,754,719</u>

Depreciation expense was charged to functions/programs of the primary government as follows:

Governmental activities	
General government	\$ 351,649
Public safety	173,146
Highway and streets, including infrastructure assets	2,801,975
Sanitation	94,835
Human services	17,242
Health	20,146
Culture and recreation	50,941
Total Depreciation Expense - Governmental Activities	<u>\$ 3,509,934</u>

**MORRISON COUNTY
LITTLE FALLS, MINNESOTA**

3. Detailed Notes on All Funds (Continued)

B. Interfund Receivables, Payables, and Transfers

The composition of interfund balances as of December 31, 2009, was as follows:

1. Due To/From Other Funds

Receivable Fund	Payable Fund	Amount
General	Social Services	\$ 13,039
Road and Bridge	Regional Rail Authority	4,082
Total		\$ 17,121

The Social Services Special Revenue Fund owed the General Fund for miscellaneous costs. The Regional Rail Authority Special Revenue Fund owed the Road and Bridge Special Revenue Fund for final contract costs on a project.

2. Interfund Transfers

During 2009, the Regional Rail Authority Special Revenue Fund transferred \$57,305 to the Debt Service Fund for debt payments.

C. Liabilities

1. Payables

Payables at December 31, 2009, were as follows:

	Governmental Activities
Accounts	\$ 463,626
Salaries	500,560
Contracts	262,093
Due to other governments	86,775
Accrued interest	136,638
Total Payables	\$ 1,449,692

**MORRISON COUNTY
LITTLE FALLS, MINNESOTA**

3. Detailed Notes on All Funds

C. Liabilities (Continued)

2. Deferred Revenue

Deferred revenue consists of taxes and special assessments receivable, state grants not collected soon enough after year-end to pay liabilities of the current period, and state and federal grants received but not yet earned. Deferred revenue at December 31, 2009, is summarized below by fund:

	<u>Special Assessments</u>	<u>Taxes</u>	<u>Grants</u>	<u>Total</u>
Major governmental funds				
General	\$ -	\$ 358,171	\$ 78,166	\$ 436,337
Road and Bridge	-	131,498	1,960,238	2,091,736
Social Services	-	138,969	-	138,969
Solid Waste	353	7,178	-	7,531
Debt Service	-	57,214	-	57,214
Nonmajor governmental funds				
County Building	-	3,644	-	3,644
County Parks	-	1,166	-	1,166
County Ditch	16	-	-	16
Regional Rail Authority	-	3,234	-	3,234
Total	<u>\$ 369</u>	<u>\$ 701,074</u>	<u>\$ 2,038,404</u>	<u>\$ 2,739,847</u>
Deferred revenue				
Unavailable	\$ 369	\$ 701,074	\$ 1,960,238	\$ 2,661,681
Unearned	<u>-</u>	<u>-</u>	<u>78,166</u>	<u>78,166</u>
Total	<u>\$ 369</u>	<u>\$ 701,074</u>	<u>\$ 2,038,404</u>	<u>\$ 2,739,847</u>

3. Vacation and Sick Leave

County employees are granted paid time off, in varying amounts, depending on union/non-union status and length of service.

The County pays unused accumulated paid time off to employees upon termination based on two different severance plans. Unvested paid time off valued at \$741,183 at December 31, 2009, is available to employees in the event of an absence but is not paid to them at termination.

**MORRISON COUNTY
LITTLE FALLS, MINNESOTA**

3. Detailed Notes on All Funds

C. Liabilities (Continued)

4. Retired Employee Health Insurance Benefits

Pursuant to Minn. Stat. § 471.61, subd. 2a, the County pays \$175 per month towards the health insurance for retired union and non-union employees. Retired Sheriff Deputies that are union members receive \$170 per month towards health insurance, and non-union deputies receive \$175 per month. Insurance for retired persons is applied from the date of retirement until age 65. The rates are based on the County's group health policy rates.

The County recognizes the cost of providing health insurance for postemployment benefits on a pay-as-you-go basis. The County contribution for this benefit, paid by the General Fund for the year ended December 31, 2009, was \$16,450 for the eligible employees.

5. Long-Term Debt - Bonds

Bond payments are typically made from the debt service funds. Information on individual bonds payable was as follows:

Type of Indebtedness	Final Maturity	Installment Amounts	Interest Rate (%)	Original Issue Amount	Outstanding Balance December 31, 2009
General obligation bonds					
2002A G.O. Capital Improvement Plan Bonds	2018	\$155,000 - \$510,000	4.20 - 4.80	\$ 3,250,000	\$ 3,250,000
2003B G.O. Capital Improvement Plan Bonds	2018	\$30,000 - \$65,000	2.50 - 4.25	705,000	500,000
2006A G.O. Capital Improvement Plan Bonds	2018	\$170,000 - \$230,000	4.00 - 4.25	1,785,000	1,785,000
2006B G.O. Capital Improvement Plan Bonds	2011	\$150,000 - \$180,000	4.00	665,000	350,000
2009A G.O. Capital Improvement Plan Crossover Refunding Bonds	2018	\$395,000 - \$500,000	2.25 - 3.50	3,190,000	3,190,000
Total General Obligation Bonds				<u>\$ 9,595,000</u>	<u>\$ 9,075,000</u>

**MORRISON COUNTY
LITTLE FALLS, MINNESOTA**

3. Detailed Notes on All Funds

C. Liabilities (Continued)

6. Debt Service Requirements

Debt service requirements at December 31, 2009, were as follows:

Year Ending December 31	General Obligation Bonds	
	Principal	Interest
2010	\$ 390,000	\$ 330,759
2011	3,655,000	248,256
2012	630,000	156,839
2013	675,000	137,969
2014	695,000	117,521
2015 - 2018	3,030,000	224,380
Total	<u>\$ 9,075,000</u>	<u>\$ 1,215,724</u>

7. Changes in Long-Term Liabilities

Long-term liability activity for the year ended December 31, 2009, was as follows:

	Beginning Balance	Additions	Reductions	Ending Balance	Due Within One Year
General obligation bonds	\$ 7,895,000	\$ 3,190,000	\$ 2,010,000	\$ 9,075,000	\$ 390,000
Bond premiums	-	73,207	-	73,207	-
Compensated absences	1,778,909	107,987	-	1,886,896	179,016
Net OPEB liability	76,520	70,396	-	146,916	-
Estimated liability for closure/postclosure	<u>2,326,666</u>	<u>446,340</u>	<u>-</u>	<u>2,773,006</u>	<u>-</u>
Total Long-Term Liabilities	<u>\$ 12,077,095</u>	<u>\$ 3,887,930</u>	<u>\$ 2,010,000</u>	<u>\$ 13,955,025</u>	<u>\$ 569,016</u>

8. Landfill Closure and Postclosure Care Costs

State and federal laws and regulations require the County to place the final cover on its landfill site when it stops accepting waste and to perform certain maintenance and monitoring functions at the site for 30 years after closure. Although closure and postclosure care costs will be paid only near or after the date the landfill stops accepting waste, the County reports a portion of these closure and postclosure care costs as an operating expense in each period based on landfill

**MORRISON COUNTY
LITTLE FALLS, MINNESOTA**

3. Detailed Notes on All Funds

C. Liabilities

8. Landfill Closure and Postclosure Care Costs (Continued)

capacity used as of each balance sheet date. The \$2,773,006 landfill closure and postclosure care liability at December 31, 2009, represents the cumulative amount reported to date based on the use of 76.06 percent of the estimated capacity of the landfill. The County will recognize the remaining estimated cost of closure and postclosure care of \$872,808 as the remaining estimated capacity is filled. These amounts are based on what it would cost to perform all closure and postclosure care in 2009. Actual costs may be higher due to inflation, changes in technology, or changes in regulations.

The County is required by state and federal laws and regulations to make annual contributions to a trust to finance closure and postclosure care. The County is in compliance with these requirements and is currently making monthly payments for financial assurance to the Solid Waste Special Revenue Fund under financial hardship status. Hardship was granted based on the current Solid Waste Management Plan, which is based on a five-year planning period. In the spring of 1994, Morrison County received approval of its Solid Waste Management Plan, which granted Morrison County ten years of Certificate of Need for solid waste management. At December 31, 2009, the County has restricted net assets of \$2,948,908 to finance closure and postclosure care. The County expects that future inflation costs will be paid from interest earnings on these annual contributions. However, if interest earnings are inadequate or additional postclosure care requirements are determined (due to changes in technology or applicable laws or regulations, for example), these costs may need to be covered by charges to future landfill users or from future tax revenues.

9. Other Postemployment Benefits (OPEB)

Plan Description

Morrison County provides a single-employer defined benefit healthcare plan to eligible retirees and their spouses. The plan offers medical and dental insurance benefits. The County provides benefits for retirees as required by Minn. Stat. § 471.61, subd. 2b.

**MORRISON COUNTY
LITTLE FALLS, MINNESOTA**

3. Detailed Notes on All Funds

C. Liabilities

9. Other Postemployment Benefits (OPEB) (Continued)

Participants

Participants of the plan consisted of the following at January 1, 2008, the date of the first actuarial valuation:

Active employees	254
Retired employees	<u>14</u>
Total Plan Participants	<u><u>268</u></u>

Funding Policy

The contribution requirements of the plan members and the County are established and may be amended by the Morrison County Board of Commissioners. The required contribution is based on projected pay-as-you-go financing requirements. Retirees and their spouses contribute to the health care plan at the same rate as County employees. This results in the retirees receiving an implicit rate subsidy. For fiscal year 2009, the County contributed \$58,964 to the plan; there were approximately 268 participants in the plan.

Annual OPEB Cost and Net OPEB Obligation

The County's annual OPEB cost (expense) is calculated based on the annual required contribution (ARC) of the employer, an amount actuarially determined in accordance with the parameters of GASB Statement 45. The ARC represents a level of funding that is paid on an ongoing basis, is projected to cover normal costs each year and amortize any unfunded accrued actuarial liabilities (or funding excess) over a period not to exceed thirty years.

**MORRISON COUNTY
LITTLE FALLS, MINNESOTA**

3. Detailed Notes on All Funds

C. Liabilities

9. Other Postemployment Benefits (OPEB)

Annual OPEB Cost and Net OPEB Obligation (Continued)

The following table shows the components of the County's annual OPEB cost for 2009, the amount actually contributed to the plan, and changes in the County's net OPEB obligation.

ARC	\$	128,601
Interest on net OPEB obligation		3,061
Adjustment to ARC		(2,302)

Annual OPEB cost	\$	129,360
Contributions during the year		(58,964)

Increase in net OPEB obligation	\$	70,396
Net OPEB Obligation - Beginning of Year		76,520

Net OPEB Obligation - Ending of Year	\$	146,916

The County's annual OPEB cost, the percentage of annual OPEB cost contributed to the plan, and the net OPEB obligation for 2009 were as follows:

Fiscal Year Ended	Annual OPEB Cost	Employer Contribution	Percentage Contributed	Net OPEB Obligation
December 31, 2008	\$ 124,264	\$ 47,744	38.42%	\$ 76,520
December 31, 2009	129,360	58,964	45.58	146,916

Funded Status and Funding Progress

As of January 1, 2008, the most recent actuarial valuation date, the plan was unfunded. The actuarial accrued liability for benefits was \$1,443,325, and the actuarial value of assets was zero, resulting in an unfunded actuarial accrued liability (UAAL) of \$1,443,325. The covered payroll (annual payroll of active employees covered by the plan) was \$15,570,000, and the ratio of the UAAL to the covered payroll was 9.27 percent. Actuarial valuations of an ongoing plan involve estimates of the value of reported amounts and assumptions about the

**MORRISON COUNTY
LITTLE FALLS, MINNESOTA**

3. Detailed Notes on All Funds

C. Liabilities

9. Other Postemployment Benefits (OPEB)

Funded Status and Funding Progress (Continued)

probability of occurrence of events far into the future. Examples include assumptions about future employment, mortality, and the health care cost trend. Amounts determined regarding the funded status of the plan and the annual required contributions of the employer are subject to continual revision as actual results are compared with past expectations and new estimates are made about the future. The Schedule of Funding Progress - Other Postemployment Benefits, presented as required supplementary information following the notes to the financial statements, presents multi-year trend information about whether the actuarial value of plan assets is increasing or decreasing over time relative to the actuarial accrued liabilities for benefits.

Actuarial Methods and Assumptions

Projections of benefits for financial reporting purposes are based on the substantive plan (the plan as understood by the employer and the plan members) and include the types of benefits provided at the time of each valuation and the historical pattern of sharing of benefit costs between the employer and plan members to that point. The actuarial methods and assumptions used include techniques that are designed to reduce the effects of short-term volatility in actuarial accrued liabilities and the actuarial value of assets, consistent with the long-term perspective of the calculations. In the January 1, 2008, actuarial valuation, the projected unit credit cost method was used. The actuarial assumptions include a 4.00 percent investment rate of return (net of administrative expenses) and an annual health care cost trend rate of 10.00 percent initially, reduced by the decrements to an ultimate rate of 5.00 percent after 10 years. The actuarial value of assets was set to equal to the market value of assets. The UAAL is being amortized over 30 years on a closed basis. As of December 31, 2009, the remaining amortization period is 28 years.

**MORRISON COUNTY
LITTLE FALLS, MINNESOTA**

4. Pension Plans

A. Plan Description

All full-time and certain part-time employees of Morrison County are covered by defined benefit pension plans administered by the Public Employees Retirement Association of Minnesota (PERA). PERA administers the Public Employees Retirement Fund, the Public Employees Police and Fire Fund, and the Local Government Correctional Service Retirement Fund (the Public Employees Correctional Fund), which are cost-sharing, multiple-employer retirement plans. These plans are established and administered in accordance with Minn. Stat. chs. 353 and 356.

Public Employees Retirement Fund members belong to either the Coordinated Plan or the Basic Plan. Coordinated Plan members are covered by Social Security, and Basic Plan members are not. All new members must participate in the Coordinated Plan. All police officers, firefighters, and peace officers who qualify for membership by statute are covered by the Public Employees Police and Fire Fund. Members who are employed in a county correctional institution as a correctional guard or officer, a joint jailer/dispatcher, or as a supervisor of correctional guards or officers or of joint jailer/dispatchers and are directly responsible for the direct security, custody, and control of the county correctional institution and its inmates are covered by the Public Employees Correctional Fund.

PERA provides retirement benefits as well as disability benefits to members and benefits to survivors upon death of eligible members. Benefits are established by state statute and vest after three years of credited service. The defined retirement benefits are based on a member's highest average salary for any five successive years of allowable service, age, and years of credit at termination of service.

Two methods are used to compute benefits for Coordinated and Basic Plan members. The retiring member receives the higher of a step-rate benefit accrual formula (Method 1) or a level accrual formula (Method 2). Under Method 1, the annuity accrual rate for a Basic Plan member is 2.2 percent of average salary for each of the first ten years of service and 2.7 percent for each year thereafter. For a Coordinated Plan member, the annuity accrual rate is 1.2 percent of average salary for each of the first ten years and 1.7 percent for each successive year. Under Method 2, the annuity accrual rate is 2.7 percent of average salary for Basic Plan members and 1.7 percent for Coordinated Plan members for each year of service. For Public Employees Police and Fire Fund members, the annuity accrual rate is 3.0 percent of average salary for each year of service. For Public Employees Correctional Fund members, the annuity accrual rate is 1.9 percent of average salary for each year of service.

**MORRISON COUNTY
LITTLE FALLS, MINNESOTA**

4. Pension Plans

A. Plan Description (Continued)

For all Public Employees Retirement Fund members hired prior to July 1, 1989, whose annuity is calculated using Method 1, and for all Public Employees Police and Fire Fund and Public Employees Correctional Fund members, a full annuity is available when age plus years of service equal 90. Normal retirement age is 55 for Public Employees Police and Fire Fund members and Public Employees Correctional Fund members, and either 65 or 66 (depending on date hired) for Public Employees Retirement Fund Members. A reduced retirement annuity is also available to eligible members seeking early retirement.

The benefit provisions stated in the previous paragraphs of this section are current provisions and apply to active plan participants. Vested, terminated employees who are entitled to benefits but are not yet receiving them are bound by the provisions in effect at the time they last terminated public service.

PERA issues a publicly available financial report that includes financial statements and required supplementary information for the Public Employees Retirement Fund, the Public Employees Police and Fire Fund, and the Public Employees Correctional Fund. That report may be obtained on the internet at www.mnpera.org; by writing to PERA at 60 Empire Drive, Suite 200, Saint Paul, Minnesota 55103-2088; or by calling 651-296-7460 or 1-800-652-9026.

B. Funding Policy

Pension benefits are funded from member and employer contributions and income from the investment of fund assets. Rates for employer and employee contributions are set by Minn. Stat. ch. 353. These statutes are established and amended by the State Legislature. The County makes annual contributions to the pension plans equal to the amount required by state statutes. Public Employees Retirement Fund Basic Plan members and Coordinated Plan members are required to contribute 9.10 and 6.00 percent, respectively, of their annual covered salary. Public Employees Police and Fire Fund members are required to contribute 9.40 percent. Public Employees Correctional Fund members are required to contribute 5.83 percent of their annual covered salary.

**MORRISON COUNTY
LITTLE FALLS, MINNESOTA**

4. Pension Plans

B. Funding Policy (Continued)

The County is required to contribute the following percentages of annual covered payroll in 2009:

Public Employees Retirement Fund	
Basic Plan members	11.78%
Coordinated Plan members	6.75
Public Employees Police and Fire Fund	14.10
Public Employees Correctional Fund	8.75

The County's contributions for the years ending December 31, 2009, 2008, and 2007, for the Public Employees Retirement Fund, the Public Employees Police and Fire Fund, and the Public Employees Correctional Fund were:

	<u>2009</u>	<u>2008</u>	<u>2007</u>
Public Employees Retirement Fund	\$ 655,637	\$ 633,188	\$ 605,590
Public Employees Police and Fire	158,091	143,345	133,885
Public Employees Correctional Fund	103,449	105,411	103,229

These contribution amounts are equal to the contractually required contributions for each year as set by state statute.

5. Summary of Significant Contingencies and Other Items

A. Risk Management

The County is exposed to various risks of loss related to torts; theft of, damage to, or destruction of assets; errors or omissions; injuries to employees; or natural disasters. To manage these risks, the County has entered into a joint powers agreement with other Minnesota counties to form the Minnesota Counties Intergovernmental Trust (MCIT), formerly the Minnesota Counties Insurance Trust. MCIT is a public entity risk pool currently operated as a common risk management and insurance program for its members. The County is a member of both the MCIT Workers' Compensation and Property and Casualty Divisions. For other risk, the County carries commercial insurance. There were no significant reductions in insurance from the prior year. The amount of settlements did not exceed insurance coverage for the past three fiscal years.

**MORRISON COUNTY
LITTLE FALLS, MINNESOTA**

5. Summary of Significant Contingencies and Other Items

A. Risk Management (Continued)

The Workers' Compensation Division of MCIT is self-sustaining based on the contributions charged, so that total contributions plus compounded earnings on these contributions will equal the amount needed to satisfy claims liabilities and other expenses. MCIT participates in the Workers' Compensation Reinsurance Association with coverage at \$430,000 per claim in 2009 and \$450,000 per claim in 2010. Should the MCIT Workers' Compensation Division liabilities exceed assets, MCIT may assess the County in a method and amount to be determined by MCIT.

The Property and Casualty Division of MCIT is self-sustaining, and the County pays an annual premium to cover current and future losses. MCIT carries reinsurance for its property lines to protect against catastrophic losses. Should the MCIT Property and Casualty Division liabilities exceed assets, MCIT may assess the County in a method and amount to be determined by MCIT.

B. Joint Ventures

1. Central Minnesota Community Corrections Agency

The Central Minnesota Community Corrections Agency was established by Crow Wing and Morrison Counties in 1974 under the authority of the Joint Powers Act, pursuant to Minn. Stat. § 471.59, for the purpose of administering, budgeting, staffing, and operating correctional facilities. Effective January 1, 1992, Aitkin County became a member of the Agency. Crow Wing County maintains the accounting records of the Agency.

The governing board is composed of five County Commissioners from each of the participating counties.

The Central Minnesota Community Corrections Agency is funded through state grants and contributions from Aitkin, Crow Wing, and Morrison Counties. Morrison County had expenditures of \$181,308 for community corrections in 2009.

In the event of dissolution of the Agency, the unexpended balance of monies and assets held by the Agency will be divided between the counties in proportion to their contributions.

**MORRISON COUNTY
LITTLE FALLS, MINNESOTA**

5. Summary of Significant Contingencies and Other Items

B. Joint Ventures

1. Central Minnesota Community Corrections Agency (Continued)

Complete financial information can be obtained from:

Central Minnesota Community Corrections Agency
Crow Wing County Courthouse
326 Laurel Street
Brainerd, Minnesota 56401

2. Little Falls-Morrison County Airport Commission

The Little Falls-Morrison County Airport Commission was established in 1965, under the authority of Minn. Stat. § 360.042, for the purpose of constructing, operating, and maintaining an airport facility. The City of Little Falls maintains the accounting records of the Commission. The financial activity of the Commission is reported as the Airport Special Revenue Fund, a blended component unit, in the City of Little Falls' annual financial report.

The governing board is composed of six members: three members appointed by the City of Little Falls and three members appointed by Morrison County. The Commission is financed through federal and state grants, earnings from concessions, leases, and charges made for the use of airport facilities. The City and the County share the remainder of the costs equally.

**MORRISON COUNTY
LITTLE FALLS, MINNESOTA**

5. Summary of Significant Contingencies and Other Items

B. Joint Ventures

2. Little Falls-Morrison County Airport Commission (Continued)

In the event of dissolution of the Commission, all property acquired, including surplus funds, will be divided between the City and the County as follows:

- a. All assets, other than capital improvement assets, will be disposed of in any manner agreed upon by the City of Little Falls and Morrison County. If no agreement is reached within three months after termination, the County Board will appoint an individual as its representative, and the City Council will appoint an individual, who may be a City official, as its representative. The Minnesota Commissioner of Aeronautics will appoint a third person who, together with the City and County appointees, will constitute an advisory board on disposition of the airport property. This board will, as soon as possible, prepare and recommend to the City Council and County Board a complete plan for the disposition of the property. The plan will provide for the continuation of the use of the property as a public airport, if practicable.
- b. If the agreement is terminated by action of Morrison County, all capital improvement assets will belong to the City of Little Falls free and clear of any claim by the County.
- c. If the agreement is terminated by action of the City of Little Falls, all capital improvement assets jointly owned by the City and County will belong to the City of Little Falls, provided the City pays the County 50 percent of the depreciated value of the capital improvement assets.

Morrison County provided \$21,801 in funding to the Commission during 2009. Financial information for the Commission can be obtained from:

Little Falls-Morrison County Airport Commission
Little Falls City Hall
100 N.E. 7th Avenue
Little Falls, Minnesota 56345

**MORRISON COUNTY
LITTLE FALLS, MINNESOTA**

5. Summary of Significant Contingencies and Other Items

B. Joint Ventures (Continued)

3. Cass-Todd-Wadena-Morrison Community Health Services

The County Boards of Cass, Morrison, Todd, and Wadena Counties formed a Board of Health in 1977 via a joint powers agreement for the purpose of maintaining an integrated system of community health services under Minn. Stat. ch. 145A. The full Board of Health is composed of five County Commissioners in each of the four counties. The Board appoints an executive committee composed of two County Commissioners from each of the four counties. An advisory committee composed of three representatives from each of the single county advisory committees makes recommendations to the Board throughout the year. An administrative task force composed of the four public health directors meets on a monthly basis.

The four counties share responsibility to provide secretarial and financial services and to carry out the administrative requirements of the Board of Health. The four public health directors rotate the administrator position each year. The Cass County Auditor serves as the fiscal agent. Separate financial information is not available.

4. Morrison County Interagency Coordinating Council

The Morrison County Interagency Coordinating Council (MCICC) was established pursuant to Minn. Stat. § 124D.23. Participants include Mid-State Education District 6979; Tri-County Community Action; Morrison County Public Health; Morrison County Social Services; Morrison County Corrections; and Independent School Districts 482, 484, 485, 486, and 487.

The purpose of the MCICC is to strengthen the network of prevention, early identification, and intervention services for children, youth, and families in Morrison County.

Control of the MCICC is vested in a governing board, which is composed of the Morrison County Social Services Director, the Morrison County Public Health Director, a Morrison County Corrections representative, and the Mid-State Education District Director. Morrison County Social Services is the fiscal agent for the MCICC. Financial information for the MCICC is accounted for in the Local Collaborative Agency Fund of Morrison County.

**MORRISON COUNTY
LITTLE FALLS, MINNESOTA**

5. Summary of Significant Contingencies and Other Items

B. Joint Ventures (Continued)

5. Central Minnesota Emergency Medical Services Region

The Central Minnesota Emergency Medical Services Region (CMEMSR) was established in 2001 pursuant to Minn. Stat. § 471.59, and is currently operating under a memorandum of understanding between the Counties of Benton, Cass, Chisago, Crow Wing, Isanti, Kanabec, Mille Lacs, Morrison, Pine, Sherburne, Stearns, Todd, Wadena, and Wright.

The purpose of the CMEMSR is to improve the planning, coordination, and implementation of emergency medical services within the member counties.

The CMEMSR has established a board which has general supervision over its activities. The Board consists of 14 County Commissioners, one from each of the member counties. Stearns County is the fiscal agent for the CMEMSR and reports the CMEMSR's activities in an agency fund in its financial statements.

Complete financial information can be obtained from:

Scott Miller, Regional EMS Coordinator
Central Minnesota Emergency Medical Services Region
Stearns County Administration Center
705 Courthouse Square
St. Cloud, Minnesota 56303

6. South Country Health Alliance

The South Country Health Alliance (SCHA) was created by a joint powers agreement between Brown, Dodge, Freeborn, Goodhue, Kanabec, Mower, Sibley, Steele, Wabasha, and Waseca Counties on July 24, 1998, under Minn. Stat. § 471.59. Mower County has since withdrawn. In 2007, Cass, Crow Wing, Morrison, Todd, and Wadena Counties became members. The agreement was in accordance with Minn. Stat. § 256B.692, which allows the formation of a board of directors to operate, control, and manage all matters concerning the participating counties' health care functions, referred to as county-based purchasing.

**MORRISON COUNTY
LITTLE FALLS, MINNESOTA**

5. Summary of Significant Contingencies and Other Items

B. Joint Ventures

6. South Country Health Alliance (Continued)

The purpose of the SCHA is to improve the social and health outcomes of its clients and all citizens of its member counties by better coordinating social service, public health and medical services, and promoting the achievement of public health goals. The SCHA is authorized to provide prepaid comprehensive health maintenance services to persons enrolled under Medicaid and General Assistance Medical Care in each of the member counties.

Each member county has an explicit and measurable right to its share of the total capital surplus of the SCHA. Gains and losses are allocated annually to all members based on the percentage of their utilization. The County's equity interest in the SCHA at December 31, 2009, was \$813,647. The equity interest is reported as an investment in joint venture on the government-wide statement of net assets. Changes in equity are included in the government-wide statement of activities as human services expenses.

Complete financial statements for the SCHA may be obtained from its fiscal agent at:

630 Florence Avenue
P. O. Box 890
Owatonna, Minnesota 55060-0890

C. Subsequent Event

On February 11, 2010, the County issued \$4,930,000 General Obligation Utility Revenue Bonds, Series 2010A, (Rich Prairie Water and Sewer District), to refund the Rich Prairie Water and Sewer District debt, which should have been County-funded debt. The annual interest rate of the issue varies from 2.00 percent to 4.45 percent and is scheduled to mature on January 1, 2033. The debt service expenditures will be paid with fees collected from the Rich Prairie Water and Sewer District users. No County levy will be used to retire this debt.

**MORRISON COUNTY
LITTLE FALLS, MINNESOTA**

6. Housing and Redevelopment Authority of Morrison County

A. Summary of Significant Accounting Policies

1. Financial Reporting Entity

The Housing and Redevelopment Authority (HRA) of Morrison County is a component unit of Morrison County and is reported in a separate column in the County's financial statements to emphasize that the HRA is a legally separate entity from Morrison County. The HRA of Morrison County operates as a local government unit for the purpose of providing housing and redevelopment services to the local area. The governing body consists of a five-member board appointed by the County. The financial statements included are as of and for the year ended December 31, 2009.

2. Basis of Presentation

The Authority has implemented Governmental Accounting Standards Board Statement No. 34 (GASB 34). The government-wide financial statements (the statement of net assets and the statement of changes in net assets) report information on all of the activities of the Authority. All funds of the Authority are proprietary funds.

Private sector standards of accounting and financial reporting issued prior to December 1989, generally are followed to the extent that those standards do not conflict with or contradict GASB pronouncements.

3. Fund Financial Statements

The Authority segregates transactions related to certain functions or activities in separate funds in order to aid financial management and to demonstrate legal compliance. Separate statements are presented for each proprietary activity. These statements present each fund as a separate column on the fund financial statements.

Proprietary funds are accounted for using the economic resources measurement focus and the accrual basis of accounting. The accounting objectives are determinations of net income, financial position and cash flow. All assets and liabilities are included on the Statement of Net Assets.

**MORRISON COUNTY
LITTLE FALLS, MINNESOTA**

6. Housing and Redevelopment Authority of Morrison County

A. Summary of Significant Accounting Policies

3. Fund Financial Statements (Continued)

The Authority reports the following major proprietary funds:

Housing Choice Vouchers

This fund accounts for the receipt and subsequent expenditure of Housing Choice Voucher grants. This program is funded by the U.S. Department of Housing and Urban Development (HUD).

State/Local

This fund records the activities of the security deposit revolving loan program and the operations of the building purchased by the Authority.

4. Measurement Focus/Basis of Accounting

Measurement focus refers to what is being measured; basis of accounting refers to when revenues and expenditures are recognized in the accounts and reported in the financial statements. Basis of accounting relates to the timing of the measurement made, regardless of the measurement focus applied.

The government-wide statements and fund financial statements for proprietary funds are reporting using the economic resources measurement focus and the accrual basis of accounting. The economic resources measurement focus means all assets and liabilities (whether current or noncurrent) are included on the statement of net assets and the operating statements present increases (revenues) and decreases (expenses) in net total assets. Under the accrual basis of accounting, revenues are recognized when earned and expenses are recognized at the time the liability is incurred.

Revenues susceptible to accrual include rental income and capital grants earned but not received. Intergovernmental revenues are reported in conformity with the legal and contractual requirements of the individual programs. Generally, grant revenue is recognized when the corresponding expenditure is incurred. The

**MORRISON COUNTY
LITTLE FALLS, MINNESOTA**

6. Housing and Redevelopment Authority of Morrison County

A. Summary of Significant Accounting Policies

4. Measurement Focus/Basis of Accounting (Continued)

Authority also receives an annual appropriation from HUD, which is recognized as revenue when received, unless it is received prior to the period to which applies. In that case, revenue recognition is then deferred until the appropriate period.

Investment earnings and revenue from other sources are recognized when earned.

5. Budget Information

The Authority adopts an estimated revenue and expenditure budget for each fund. Comparisons of estimated revenues and budgeted expenditures to actual are not presented in the financial statements. Amendments to the original budget require board approval. Appropriations lapse at year-end. The Authority does not use encumbrance accounting.

6. Assets, Liabilities, and Fund Equity Accounts

Cash and Cash Equivalents

Investments are stated at fair value, except for non-negotiable certificates of deposit, which are on a cost basis, and short-term money market investments, which are stated at amortized cost. All checking, savings, certificates of deposit, and cash on hand are included in cash for the cash flow statement.

Prepaid Items

Prepaid expenses present the unexpired premium on insurance policies.

Transactions Between Funds

Legally authorized transfers are treated as interfund transfers and are included in the results of operations of each fund involved.

**MORRISON COUNTY
LITTLE FALLS, MINNESOTA**

6. Housing and Redevelopment Authority of Morrison County

A. Summary of Significant Accounting Policies

6. Assets, Liabilities, and Fund Equity Accounts (Continued)

Capital Assets

Capital assets, which includes property, buildings, furniture and equipment, are reported in the applicable business-type activities columns in the government-wide financial statements, and in the fund financial statements for proprietary funds. All capital assets are valued at historical cost or estimated historical cost if actual historical cost is not available. Donated assets are valued at their fair value on the date donated. Repairs and maintenance are recorded as expenses. Renewals and betterments are capitalized. Interest has not been capitalized during the construction period on property, plant, and equipment.

Depreciation is recording using the straight-line method over the various lives of the assets, which range from three to ten years.

Liabilities

All liabilities are recorded as incurred in the appropriate enterprise fund.

Net Assets

Net assets represent the difference between assets and liabilities. Net assets invested in capital assets, net of related debt consists of capital assets, net of accumulated depreciation, reduced by the outstanding balances of any borrowing used for the acquisition, construction or improvements of those assets, and adding back unspent proceeds. Net assets are reported as restricted when there are limitations imposed on their use either through the enabling legislations adopted by the Authority or through external restrictions imposed by creditors, grantors or laws or regulations of other governments.

**MORRISON COUNTY
LITTLE FALLS, MINNESOTA**

6. Housing and Redevelopment Authority of Morrison County

A. Summary of Significant Accounting Policies

6. Assets, Liabilities, and Fund Equity Accounts (Continued)

Vacation and Sick Leave

Under the Authority's personnel policies, employees are granted vacation and sick leave in varying amounts based on status and length of service. Vacation amounts range from one day to two days per month. Unpaid vacation pay is generally paid at the time of separation from employment. Sick leave is earned at a rate of up to one and one-half days per month with a maximum accumulation of 100 days. Maximum accumulation for vacation is 24 days.

Use of Estimates

The preparation of financial statements in conformity with generally accepted accounting principles requires management to make estimates and assumptions that affect the reported amounts of assets and liabilities and disclosure of contingent assets and liabilities at the date of the financial statements and reported amounts of revenue and expenses during the period. Actual results could differ from those estimates.

B. Detailed Notes on All Funds

1. Deposits and Investments

Custodial credit risk for deposits and investments is the risk that in the event of a bank failure, the HRA's deposits and investments may not be returned or the HRA will not be able to recover collateral securities in the possession of an outside party. The HRA does not include a disclosure concerning deposit policies for custodial credit risk in its financial statements. As of December 31, 2009, the bank and book balance of the HRA's deposits totaled \$90,194.

**MORRISON COUNTY
LITTLE FALLS, MINNESOTA**

6. Housing and Redevelopment Authority of Morrison County

B. Detailed Notes on All Funds (Continued)

2. Capital Assets

A summary of the capital assets at December 31, 2009, follows:

	Beginning Balance	Increase	Decrease	Ending Balance
Capital assets not depreciated				
Land and improvements	\$ 23,500	\$ -	\$ -	\$ 23,500
Capital assets depreciated				
Buildings	\$ 275,464	\$ 1,134	\$ -	\$ 276,598
Equipment and other	9,250	-	939	8,311
Total capital assets depreciated	\$ 284,714	\$ 1,134	\$ 939	\$ 284,909
Less: accumulated depreciation	30,073	10,961	407	40,627
Total capital assets depreciated, net	\$ 254,641	\$ 9,827	\$ 532	\$ 244,282
Business-Type Activities Capital Assets, Net	\$ 278,141	\$ 9,827	\$ 532	\$ 267,782

Depreciation expense was charged to the following funds:

Business-type activities	
Housing Choice Vouchers	\$ 350
State/Local	10,611
Total Depreciation Expense - Business-Type Activities	\$ 10,961

3. Liabilities

Liabilities at December 31, 2009, consisted of the following:

Accounts payable (less than 90 days)	\$ 2,546
Salaries payable	2,826
Accrued interest payable	594
Unearned revenue	43,581
Current portion of long-term debt	11,176
Long-term debt, net of current	169,695
Total Liabilities	\$ 230,418

**MORRISON COUNTY
LITTLE FALLS, MINNESOTA**

6. Housing and Redevelopment Authority of Morrison County

B. Detailed Notes on All Funds

3. Liabilities (Continued)

Long-term debt includes a mortgage note payable to US Bank secured by the building owned by the HRA. The loan amount was \$195,000 with the first payment of \$1,506 due on December 1, 2005; the interest rate is 4.64 percent. The final payment is due November 1, 2020.

The Authority established a line of credit with Minnesota Federal Credit Union in the amount of \$35,000 with interest at 8.50 percent floating. Interest at December 31, 2009, was 4.25 percent.

	<u>Building Loan</u>	<u>Line of Credit</u>	<u>Total</u>
Balance January 1, 2009	\$ 187,551	\$ 27,524	\$ 215,075
Payments made	(29,939)	(4,265)	(34,204)
Balance December 31, 2009	<u>\$ 157,612</u>	<u>\$ 23,259</u>	<u>\$ 180,871</u>

Debt service requirements at December 31, 2009 were as follows:

<u>Year Ending December 31</u>	<u>Building Loan</u>	<u>Line of Credit</u>	<u>Total</u>
2010	\$ 10,659	\$ 517	\$ 11,176
2011	11,192	569	11,761
2012	11,725	626	12,351
2013	12,258	688	12,946
2014	12,791	3,409	16,200
Thereafter	<u>98,987</u>	<u>17,450</u>	<u>116,437</u>
Balance December 31, 2009	<u>\$ 157,612</u>	<u>\$ 23,259</u>	<u>\$ 180,871</u>

Changes in compensated absences for the period ended December 31, 2009, are as follows:

Balance - January 1, 2009	\$ 15,276
Net changes in compensated absences	<u>(15,276)</u>
Balance - December 31, 2009	<u>\$ -</u>

**MORRISON COUNTY
LITTLE FALLS, MINNESOTA**

6. Housing and Redevelopment Authority of Morrison County (Continued)

C. Pension Plan

Eligible employees participate in a defined benefit pension plan with the Principal Mutual Insurance Company. The plan provides for coverage as follows:

Total wages	\$	<u>48,420</u>	
 Covered wages	 \$	 <u>39,348</u>	
 Employer contribution	 \$	 3,935	 10.0%
Employee contribution		<u>2,164</u>	<u>5.5</u>
 Total	 \$	 <u><u>6,099</u></u>	 <u><u>15.5</u></u>

D. Summary of Significant Contingencies and Other Items

Risk Management

The Authority is exposed to various risks of loss to torts; theft of, damage to, and destruction of assets; errors and omissions; injuries to employees; workers' compensation claims; and natural disasters. Property and casualty and workers' compensation liabilities are insured. The Authority retains risk for the deductible portions of the insurance. The amounts of these deductibles are considered immaterial to the general purpose financial statements.

REQUIRED SUPPLEMENTARY INFORMATION

This page was left blank intentionally.

**MORRISON COUNTY
LITTLE FALLS, MINNESOTA**

Schedule 1

**BUDGETARY COMPARISON SCHEDULE
GENERAL FUND
FOR THE YEAR ENDED DECEMBER 31, 2009**

	Budgeted Amounts		Actual Amounts	Variance with Final Budget
	Original	Final		
Revenues				
Taxes	\$ 7,177,718	\$ 7,177,718	\$ 7,379,022	\$ 201,304
Licenses and permits	383,049	383,049	263,618	(119,431)
Intergovernmental	3,092,329	3,092,329	3,245,449	153,120
Charges for services	2,236,082	2,236,082	2,211,694	(24,388)
Fines and forfeits	85,000	85,000	88,057	3,057
Investment income	535,000	535,000	370,643	(164,357)
Miscellaneous	447,601	447,601	488,859	41,258
Total Revenues	\$ 13,956,779	\$ 13,956,779	\$ 14,047,342	\$ 90,563
Expenditures				
Current				
General government				
Commissioners	\$ 280,904	\$ 280,904	\$ 257,151	\$ 23,753
Courts	98,200	98,200	116,282	(18,082)
Law library	35,000	35,000	30,999	4,001
Administrator	315,362	315,362	300,862	14,500
Risk management administration	240,000	240,000	240,633	(633)
County auditor	659,037	659,037	648,369	10,668
Motor vehicle/license bureau	299,330	299,330	285,962	13,368
County treasurer	165,188	165,188	158,255	6,933
County assessor	789,269	789,269	758,680	30,589
Data processing	550,321	550,321	529,235	21,086
Attorney	697,211	697,211	690,375	6,836
Recorder	340,436	340,436	400,635	(60,199)
Surveyor	2,400	2,400	375	2,025
Planning and zoning	269,400	269,400	238,370	31,030
Buildings and plant	808,788	808,788	722,684	86,104
Veterans service officer	200,488	200,488	195,982	4,506
Appropriations - airport	22,000	22,000	21,801	199
Other general government	55,000	55,000	42,726	12,274
Total general government	\$ 5,828,334	\$ 5,828,334	\$ 5,639,376	\$ 188,958
Public safety				
Sheriff	\$ 2,656,831	\$ 2,656,831	\$ 2,546,264	\$ 110,567
Boat and water safety	16,509	16,509	22,051	(5,542)
Emergency services	100,000	100,000	20,700	79,300
Coroner	72,000	72,000	69,511	2,489
County jail	2,329,896	2,329,896	2,163,342	166,554
Civil defense	72,889	72,889	83,666	(10,777)
Community corrections	178,618	178,618	181,308	(2,690)
Total public safety	\$ 5,426,743	\$ 5,426,743	\$ 5,086,842	\$ 339,901

**MORRISON COUNTY
LITTLE FALLS, MINNESOTA**

Schedule 1
(Continued)

**BUDGETARY COMPARISON SCHEDULE
GENERAL FUND
FOR THE YEAR ENDED DECEMBER 31, 2009**

	Budgeted Amounts		Actual Amounts	Variance with Final Budget
	Original	Final		
Expenditures				
Current (Continued)				
Health				
Nursing service	\$ 2,073,274	\$ 2,073,274	\$ 2,069,605	\$ 3,669
Culture and recreation				
Historical society	\$ 40,078	\$ 40,078	\$ 43,002	\$ (2,924)
Other	21,000	21,000	21,000	-
Total culture and recreation	\$ 61,078	\$ 61,078	\$ 64,002	\$ (2,924)
Conservation of natural resources				
County extension	\$ 156,771	\$ 156,771	\$ 150,904	\$ 5,867
Soil and water conservation	72,000	72,000	72,000	-
Agricultural society	40,803	40,803	58,991	(18,188)
Water planning	28,434	28,434	28,574	(140)
Other	75,306	75,306	67,498	7,808
Total conservation of natural resources	\$ 373,314	\$ 373,314	\$ 377,967	\$ (4,653)
Economic development				
Community development	\$ 48,369	\$ 48,369	\$ 48,369	\$ -
Intergovernmental				
Culture and recreation				
Library	\$ 491,979	\$ 491,979	\$ 491,450	\$ 529
Total Expenditures	\$ 14,303,091	\$ 14,303,091	\$ 13,777,611	\$ 525,480
Net Change in Fund Balance	\$ (346,312)	\$ (346,312)	\$ 269,731	\$ 616,043
Fund Balance - January 1	6,597,155	6,597,155	6,597,155	-
Fund Balance - December 31	\$ 6,250,843	\$ 6,250,843	\$ 6,866,886	\$ 616,043

**MORRISON COUNTY
LITTLE FALLS, MINNESOTA**

Schedule 2

**BUDGETARY COMPARISON SCHEDULE
ROAD AND BRIDGE SPECIAL REVENUE FUND
FOR THE YEAR ENDED DECEMBER 31, 2009**

	Budgeted Amounts		Actual Amounts	Variance with Final Budget
	Original	Final		
Revenues				
Taxes	\$ 2,498,439	\$ 2,498,439	\$ 2,521,309	\$ 22,870
Intergovernmental	9,069,861	9,069,861	9,771,892	702,031
Charges for services	278,615	278,615	310,757	32,142
Miscellaneous	-	-	34	34
Total Revenues	\$ 11,846,915	\$ 11,846,915	\$ 12,603,992	\$ 757,077
Expenditures				
Current				
Highways and streets				
Administration	\$ 343,881	\$ 343,881	\$ 324,528	\$ 19,353
Maintenance	2,004,468	2,004,468	1,955,091	49,377
Construction	8,003,509	8,003,509	7,987,900	15,609
Equipment, maintenance, and shops	1,204,327	1,204,327	1,038,281	166,046
Other	278,615	278,615	81,527	197,088
Total highways and streets	\$ 11,834,800	\$ 11,834,800	\$ 11,387,327	\$ 447,473
Conservation of natural resources				
Agricultural inspector	12,115	12,115	6,905	5,210
Intergovernmental				
Highways and streets	-	-	370,321	(370,321)
Total Expenditures	\$ 11,846,915	\$ 11,846,915	\$ 11,764,553	\$ 82,362
Net Change in Fund Balance	\$ -	\$ -	\$ 839,439	\$ 839,439
Fund Balance - January 1	3,438,216	3,438,216	3,438,216	-
Increase (decrease) in reserved for inventories	-	-	(55,189)	(55,189)
Fund Balance - December 31	\$ 3,438,216	\$ 3,438,216	\$ 4,222,466	\$ 784,250

**MORRISON COUNTY
LITTLE FALLS, MINNESOTA**

Schedule 3

**BUDGETARY COMPARISON SCHEDULE
SOCIAL SERVICES SPECIAL REVENUE FUND
FOR THE YEAR ENDED DECEMBER 31, 2009**

	<u>Budgeted Amounts</u>		<u>Actual Amounts</u>	<u>Variance with Final Budget</u>
	<u>Original</u>	<u>Final</u>		
Revenues				
Taxes	\$ 2,636,397	\$ 2,636,397	\$ 2,663,382	\$ 26,985
Intergovernmental	4,994,653	4,994,653	4,942,922	(51,731)
Charges for services	385,150	385,150	481,960	96,810
Miscellaneous	257,250	257,250	158,875	(98,375)
Total Revenues	\$ 8,273,450	\$ 8,273,450	\$ 8,247,139	\$ (26,311)
Expenditures				
Current				
Human services				
Income maintenance	\$ 2,835,050	\$ 2,835,050	\$ 2,819,205	\$ 15,845
Social services	5,518,400	5,518,400	5,233,868	284,532
Total Expenditures	\$ 8,353,450	\$ 8,353,450	\$ 8,053,073	\$ 300,377
Net Change in Fund Balance	\$ (80,000)	\$ (80,000)	\$ 194,066	\$ 274,066
Fund Balance - January 1	2,675,767	2,675,767	2,675,767	-
Fund Balance - December 31	\$ 2,595,767	\$ 2,595,767	\$ 2,869,833	\$ 274,066

**MORRISON COUNTY
LITTLE FALLS, MINNESOTA**

Schedule 4

**BUDGETARY COMPARISON SCHEDULE
SOLID WASTE SPECIAL REVENUE FUND
FOR THE YEAR ENDED DECEMBER 31, 2009**

	<u>Budgeted Amounts</u>		<u>Actual Amounts</u>	<u>Variance with Final Budget</u>
	<u>Original</u>	<u>Final</u>		
Revenues				
Taxes	\$ 151,598	\$ 151,598	\$ 159,491	\$ 7,893
Special assessments	-	-	1,019	1,019
Licenses and permits	17,200	17,200	18,750	1,550
Intergovernmental	124,896	124,896	124,554	(342)
Charges for services	1,760,073	1,760,073	1,721,830	(38,243)
Investment income	-	-	77,570	77,570
Miscellaneous	-	-	62,033	62,033
Total Revenues	\$ 2,053,767	\$ 2,053,767	\$ 2,165,247	\$ 111,480
Expenditures				
Current				
Sanitation				
Solid waste	2,053,767	2,053,767	2,016,750	37,017
Net Change in Fund Balance	\$ -	\$ -	\$ 148,497	\$ 148,497
Fund Balance - January 1	5,317,828	5,317,828	5,317,828	-
Fund Balance - December 31	\$ 5,317,828	\$ 5,317,828	\$ 5,466,325	\$ 148,497

**MORRISON COUNTY
LITTLE FALLS, MINNESOTA**

Schedule 5

**SCHEDULE OF FUNDING PROGRESS - OTHER POSTEMPLOYMENT BENEFITS PLAN
DECEMBER 31, 2009**

Actuarial Valuation Date	Actuarial Value of Assets (a)	Actuarial Accrued Liability (AAL) (b)	Unfunded Actuarial Accrued Liability (UAAL) (b-a)	Funded Ratio (a/b)	Covered Payroll (c)	UAAL as a Percentage of Covered Payroll ((b-a)/c)
January 1, 2008	\$ -	\$ 1,443,325	\$ 1,443,325	0.00%	\$ 15,570,000	9.27%

**MORRISON COUNTY
LITTLE FALLS, MINNESOTA**

**NOTES TO THE REQUIRED SUPPLEMENTARY INFORMATION
FOR THE YEAR ENDED DECEMBER 31, 2009**

1. Budgetary Information

The County Board adopts an annual budget for the following major funds: General Fund and Road and Bridge, Social Services, and Solid Waste Special Revenue Funds. These budgets are prepared on the modified accrual basis of accounting. An annual budget is not adopted for the Debt Service Fund.

Based on a process established by the County Board, all departments of the County submit requests for appropriations to the County Administrator each year. After review, analysis, and discussions with the departments, the County Administrator's proposed budget is presented to the County Board for review. The County Board holds public hearings, and a final budget must be prepared and adopted no later than December 31.

The overall budget is prepared by fund, function, and department. The legal level of budgetary control--the level at which expenditures may not legally exceed appropriations--is the function level. Budgets may be amended during the year with proper approval.

Encumbrance accounting is employed in governmental funds. Encumbrances outstanding at year-end are reported as reservations of fund balances and do not constitute expenditures or liabilities because the commitments will be re-apportioned and honored during the subsequent year.

2. Excess of Expenditures Over Budget

The following major governmental funds had expenditures in excess of budget at the function level for the year ended December 31, 2009:

	Expenditures		
	Actual	Final Budget	Excess
General Fund			
Current			
Culture and recreation	\$ 64,002	\$ 61,078	\$ 2,924
Conservation of natural resources	377,967	373,314	4,653
Road and Bridge Special Revenue Fund			
Intergovernmental			
Highways and streets	370,321	-	370,321

**MORRISON COUNTY
LITTLE FALLS, MINNESOTA**

3. Other Postemployment Benefits Funding Status

In 2008, the County implemented the requirements of Governmental Accounting Standards Board Statement No. 45, *Accounting and Financial Reporting by Employers for Postemployment Benefits Other Than Pensions*. Future reports will provide additional trend analysis to meet the three-year funding status requirements as the information becomes available.

SUPPLEMENTARY INFORMATION

This page was left blank intentionally.

COMBINING AND INDIVIDUAL FUND FINANCIAL STATEMENTS

**MORRISON COUNTY
LITTLE FALLS, MINNESOTA**

NONMAJOR FUNDS

SPECIAL REVENUE FUNDS

The special revenue funds are used to account for the proceeds of specific revenue sources that are legally or administratively restricted to expenditures for specified purposes.

County Building - to account for funds accumulated for the repair of buildings used for County administration. Financing is provided primarily by an annual property tax levy.

County Parks - to account for the operation, maintenance, and development of the County's park system including acquisition of land, park development, park maintenance, and administration of park activities. Financing is provided primarily by an annual property tax levy and service and use fees.

County Ditch - to account for the cost of maintaining County Ditch 901. Financing is provided by special assessments against the benefited property owners.

Regional Rail Authority - to account for the operation, maintenance, and development of the County's trail system.

Revolving Loan - to account for the County's cooperative project revolving loan program.

Forfeited Tax - to account for all funds collected per state statute for sales of property forfeited for unpaid taxes.

AGENCY FUNDS

The agency funds are used to account for assets held by the County as an agent for other governmental units, individuals, or private organizations.

Local Collaborative - to account for the collection and payment of amounts due to the Morrison County Interagency Coordinating Council.

Motor Vehicle - to account for the collection and payment of fees and licenses for motor vehicles, boats, and snowmobiles.

**MORRISON COUNTY
LITTLE FALLS, MINNESOTA**

NONMAJOR FUNDS

AGENCY FUNDS
(Continued)

Special Districts - to account for the collection and distribution of tax levies for districts other than schools, towns, and cities.

School Districts - to account for the collection and distribution of tax levies for school districts.

State Revenue - to account for transfers of the State of Minnesota's share of mortgage registry taxes.

Taxes and Penalties - to account for the collection and distribution of taxes and penalties to the various taxing districts.

Towns and Cities - to account for the collection and distribution of tax levies for towns and cities.

Morrison, Todd, and Wadena Board of Health - to account for the receipts and disbursements of the Morrison, Todd, and Wadena Board of Health.

**MORRISON COUNTY
LITTLE FALLS, MINNESOTA**

**COMBINING BALANCE SHEET
NONMAJOR GOVERNMENTAL FUNDS
DECEMBER 31, 2009**

	County Building	County Parks
<u>Assets</u>		
Cash and pooled investments	\$ 188,661	\$ 114,999
Delinquent taxes receivable	3,644	1,166
Special assessments receivable		
Delinquent	-	-
Total Assets	\$ 192,305	\$ 116,165
<u>Liabilities and Fund Balances</u>		
Liabilities		
Accounts payable	\$ 3,032	\$ 9
Due to other funds	-	-
Due to other governments	-	-
Deferred revenue - unavailable	3,644	1,166
Total Liabilities	\$ 6,676	\$ 1,175
Fund Balances		
Unreserved		
Designated for economic development	\$ -	\$ -
Undesignated	185,629	114,990
Total Fund Balances	\$ 185,629	\$ 114,990
Total Liabilities and Fund Balances	\$ 192,305	\$ 116,165

Statement 1

Special Revenue Funds				
County Ditch	Regional Rail Authority	Revolving Loan	Forfeited Tax	Total
\$ -	\$ 34,467	\$ 114,525	\$ 144	\$ 452,796
-	3,234	-	-	8,044
16	-	-	-	16
\$ 16	\$ 37,701	\$ 114,525	\$ 144	\$ 460,856
\$ -	\$ -	\$ -	\$ -	\$ 3,041
-	4,082	-	-	4,082
-	-	-	144	144
16	3,234	-	-	8,060
\$ 16	\$ 7,316	\$ -	\$ 144	\$ 15,327
\$ -	\$ -	\$ 114,525	\$ -	\$ 114,525
-	30,385	-	-	331,004
\$ -	\$ 30,385	\$ 114,525	\$ -	\$ 445,529
\$ 16	\$ 37,701	\$ 114,525	\$ 144	\$ 460,856

**MORRISON COUNTY
LITTLE FALLS, MINNESOTA**

Statement 2

**COMBINING STATEMENT OF REVENUES, EXPENDITURES, AND CHANGES IN FUND BALANCES
NONMAJOR GOVERNMENTAL FUNDS
FOR THE YEAR ENDED DECEMBER 31, 2009**

	Special Revenue Funds				Total
	County Building	County Parks	Regional Rail Authority	Revolving Loan	
Revenues					
Taxes	\$ 79,973	\$ 22,583	\$ 72,792	\$ -	\$ 175,348
Intergovernmental	19,076	5,342	8,537	-	32,955
Investment income	-	-	189	-	189
Miscellaneous	-	-	1,872	871	2,743
Total Revenues	\$ 99,049	\$ 27,925	\$ 83,390	\$ 871	\$ 211,235
Expenditures					
Current					
General government	\$ 32,853	\$ -	\$ -	\$ -	\$ 32,853
Culture and recreation	-	23,165	-	-	23,165
Economic development	-	-	85,457	-	85,457
Total Expenditures	\$ 32,853	\$ 23,165	\$ 85,457	\$ -	\$ 141,475
Net Change in Fund Balances	\$ 66,196	\$ 4,760	\$ (2,067)	\$ 871	\$ 69,760
Other Financing Sources (Uses)					
Transfers out	-	-	(57,305)	-	(57,305)
Net Change in Fund Balances	\$ 66,196	\$ 4,760	\$ (59,372)	\$ 871	\$ 12,455
Fund Balances - January 1, as as restated (Note 2.B.)	119,433	110,230	89,757	113,654	433,074
Fund Balances - December 31	\$ 185,629	\$ 114,990	\$ 30,385	\$ 114,525	\$ 445,529

**MORRISON COUNTY
LITTLE FALLS, MINNESOTA**

Schedule 6

**BUDGETARY COMPARISON SCHEDULE
COUNTY BUILDING SPECIAL REVENUE FUND
FOR THE YEAR ENDED DECEMBER 31, 2009**

	<u>Budgeted Amounts</u>		<u>Actual Amounts</u>	<u>Variance with Final Budget</u>
	<u>Original</u>	<u>Final</u>		
Revenues				
Taxes	\$ 82,280	\$ 82,280	\$ 79,973	\$ (2,307)
Intergovernmental	19,076	19,076	19,076	-
Total Revenues	\$ 101,356	\$ 101,356	\$ 99,049	\$ (2,307)
Expenditures				
Current				
General government	101,356	101,356	32,853	68,503
Net Change in Fund Balance	\$ -	\$ -	\$ 66,196	\$ 66,196
Fund Balance - January 1	119,433	119,433	119,433	-
Fund Balance - December 31	<u>\$ 119,433</u>	<u>\$ 119,433</u>	<u>\$ 185,629</u>	<u>\$ 66,196</u>

**MORRISON COUNTY
LITTLE FALLS, MINNESOTA**

Schedule 7

**BUDGETARY COMPARISON SCHEDULE
COUNTY PARKS SPECIAL REVENUE FUND
FOR THE YEAR ENDED DECEMBER 31, 2009**

	<u>Budgeted Amounts</u>		<u>Actual Amounts</u>	<u>Variance with Final Budget</u>
	<u>Original</u>	<u>Final</u>		
Revenues				
Taxes	\$ 23,221	\$ 23,221	\$ 22,583	\$ (638)
Intergovernmental	5,342	5,342	5,342	-
Total Revenues	\$ 28,563	\$ 28,563	\$ 27,925	\$ (638)
Expenditures				
Current				
Culture and recreation				
Parks	28,563	28,563	23,165	5,398
Net Change in Fund Balance	\$ -	\$ -	\$ 4,760	\$ 4,760
Fund Balance - January 1	110,230	110,230	110,230	-
Fund Balance - December 31	\$ 110,230	\$ 110,230	\$ 114,990	\$ 4,760

FIDUCIARY FUNDS

This page was left blank intentionally.

**MORRISON COUNTY
LITTLE FALLS, MINNESOTA**

Statement 3

**COMBINING STATEMENT OF CHANGES IN ASSETS AND LIABILITIES
ALL AGENCY FUNDS
FOR THE YEAR ENDED DECEMBER 31, 2009**

	Balance January 1	Additions	Deductions	Balance December 31
<u>LOCAL COLLABORATIVE</u>				
<u>Assets</u>				
Cash and pooled investments	\$ 809,206	\$ 202,781	\$ 148,555	\$ 863,432
Departmental cash	413	19	413	19
Accrued interest receivable	14,685	14,209	14,685	14,209
Total Assets	<u>\$ 824,304</u>	<u>\$ 217,009</u>	<u>\$ 163,653</u>	<u>\$ 877,660</u>
<u>Liabilities</u>				
Due to other governments	<u>\$ 824,304</u>	<u>\$ 217,009</u>	<u>\$ 163,653</u>	<u>\$ 877,660</u>
 <u>MOTOR VEHICLE</u>				
<u>Assets</u>				
Cash and pooled investments	<u>\$ 20,211</u>	<u>\$ 277,392</u>	<u>\$ 262,548</u>	<u>\$ 35,055</u>
<u>Liabilities</u>				
Due to other governments	<u>\$ 20,211</u>	<u>\$ 277,392</u>	<u>\$ 262,548</u>	<u>\$ 35,055</u>
 <u>SPECIAL DISTRICTS</u>				
<u>Assets</u>				
Cash and pooled investments	<u>\$ 9,570</u>	<u>\$ 205,650</u>	<u>\$ 215,220</u>	<u>\$ -</u>
<u>Liabilities</u>				
Due to other governments	<u>\$ 9,570</u>	<u>\$ 205,650</u>	<u>\$ 215,220</u>	<u>\$ -</u>

**MORRISON COUNTY
LITTLE FALLS, MINNESOTA**

*Statement 3
(Continued)*

**COMBINING STATEMENT OF CHANGES IN ASSETS AND LIABILITIES
ALL AGENCY FUNDS
FOR THE YEAR ENDED DECEMBER 31, 2009**

	Balance January 1	Additions	Deductions	Balance December 31
<u>SCHOOL DISTRICTS</u>				
<u>Assets</u>				
Cash and pooled investments	\$ -	\$ 8,111,780	\$ 8,111,780	\$ -
<u>Liabilities</u>				
Due to other governments	\$ -	\$ 8,111,780	\$ 8,111,780	\$ -
 <u>STATE REVENUE</u>				
<u>Assets</u>				
Cash and pooled investments	\$ 37,277	\$ 718,456	\$ 693,098	\$ 62,635
<u>Liabilities</u>				
Due to other governments	\$ 37,277	\$ 718,456	\$ 693,098	\$ 62,635
 <u>TAXES AND PENALTIES</u>				
<u>Assets</u>				
Cash and pooled investments	\$ 385,263	\$ 36,420,588	\$ 36,394,619	\$ 411,232
<u>Liabilities</u>				
Due to other governments	\$ 385,263	\$ 36,420,588	\$ 36,394,619	\$ 411,232

**MORRISON COUNTY
LITTLE FALLS, MINNESOTA**

*Statement 3
(Continued)*

**COMBINING STATEMENT OF CHANGES IN ASSETS AND LIABILITIES
ALL AGENCY FUNDS
FOR THE YEAR ENDED DECEMBER 31, 2009**

	<u>Balance January 1</u>	<u>Additions</u>	<u>Deductions</u>	<u>Balance December 31</u>
<u>TOWNS AND CITIES</u>				
<u>Assets</u>				
Cash and pooled investments	\$ -	\$ 7,862,648	\$ 7,862,648	\$ -
<u>Liabilities</u>				
Due to other governments	\$ -	\$ 7,862,648	\$ 7,862,648	\$ -
 <u>MORRISON, TODD, AND WADENA BOARD OF HEALTH</u>				
<u>Assets</u>				
Cash and pooled investments	\$ 51,965	\$ 797,853	\$ 826,800	\$ 23,018
<u>Liabilities</u>				
Due to other governments	\$ 51,965	\$ 797,853	\$ 826,800	\$ 23,018
 <u>TOTAL ALL AGENCY FUNDS</u>				
<u>Assets</u>				
Cash and pooled investments	\$ 1,313,492	\$ 54,597,148	\$ 54,515,268	\$ 1,395,372
Departmental cash	413	19	413	19
Accrued interest receivable	14,685	14,209	14,685	14,209
Total Assets	\$ 1,328,590	\$ 54,611,376	\$ 54,530,366	\$ 1,409,600
<u>Liabilities</u>				
Due to other governments	\$ 1,328,590	\$ 54,611,376	\$ 54,530,366	\$ 1,409,600

This page was left blank intentionally.

OTHER SCHEDULE

This page was left blank intentionally.

**MORRISON COUNTY
LITTLE FALLS, MINNESOTA**

Schedule 8

**SCHEDULE OF INTERGOVERNMENTAL REVENUE
FOR THE YEAR ENDED DECEMBER 31, 2009**

Shared Revenue

State

Highway users tax	\$	6,244,435
County program aid		1,472,323
Market value credit - real property		1,764,329
Market value credit - mobile home		5,450
PERA rate reimbursement		48,267
Disparity reduction aid		29,099
Police aid		128,272
Enhanced 911		112,361
		112,361

Total shared revenue **\$ 9,804,536**

Reimbursement for Services

Minnesota Department of Human Services	\$	966,626
--	----	---------

Payments

Local

City contributions	\$	1,561
Local contributions		422,971
Payments in lieu of taxes		217,978
		217,978

Total payments **\$ 642,510**

Grants

State

Minnesota Department/Board of		
Corrections	\$	33,658
Public Safety		12,894
Transportation		200,414
Health		152,752
Natural Resources		17,067
Human Services		1,321,384
Water and Soil Resources		61,800
Pollution Control Agency		88,765
Peace Officer Standards and Training Board		9,117
		9,117

Total state **\$ 1,897,851**

Federal

Department of		
Agriculture	\$	399,945
Justice		14,156
Transportation		2,316,341
Health and Human Services		2,310,093
Homeland Security		26,140
Environmental Protection Agency		3,000
		3,000

Total federal **\$ 5,069,675**

Total state and federal grants **\$ 6,967,526**

Total Intergovernmental Revenue **\$ 18,381,198**

This page was left blank intentionally.

This page was left blank intentionally.

**MORRISON COUNTY
LITTLE FALLS, MINNESOTA**

Schedule 9

**SCHEDULE OF FINDINGS AND QUESTIONED COSTS
FOR THE YEAR ENDED DECEMBER 31, 2009**

I. SUMMARY OF AUDITOR'S RESULTS

- A. Our report expresses unqualified opinions on the basic financial statements of Morrison County.
- B. Deficiencies in internal control were disclosed by the audit of financial statements of Morrison County and are reported in the "Report on Internal Control Over Financial Reporting and on Compliance and Other Matters Based on an Audit of Financial Statements Performed in Accordance with *Government Auditing Standards*." One of the significant deficiencies is a material weakness.
- C. No instances of noncompliance material to the financial statements of Morrison County were disclosed during the audit.
- D. No matters involving internal control over compliance relating to the audit of the major federal award programs were reported in the "Report on Compliance with Requirements Applicable to Each Major Program and Internal Control Over Compliance in Accordance with OMB Circular A-133."
- E. The Auditor's Report on Compliance for the major federal award programs for Morrison County expresses an unqualified opinion.
- F. No findings were disclosed that are required to be reported in accordance with Section 510(a) of OMB Circular A-133.
- G. The major programs are:

State Administrative Matching Grants for the Supplemental Nutrition Assistance Program (SNAP) Cluster	
State Administrative Matching Grants for SNAP	CFDA #10.561
State Administrative Matching Grants for SNAP - ARRA	CFDA #10.561
Highway Planning and Construction Cluster	
Highway Planning and Construction	CFDA #20.205
Highway Planning and Construction - ARRA	CFDA #20.205

Child Support Enforcement Cluster	
Child Support Enforcement	CFDA #93.563
Child Support Enforcement - ARRA	CFDA #93.563
Foster Care Title IV-E Cluster	
Foster Care Title IV-E	CFDA #93.658
Foster Care Title IV-E - ARRA	CFDA #93.658

H. The threshold for distinguishing between Types A and B programs was \$300,000.

I. Morrison County was not determined to be a low-risk auditee.

II. FINDINGS RELATED TO FINANCIAL STATEMENTS AUDITED IN ACCORDANCE WITH *GOVERNMENT AUDITING STANDARDS*

INTERNAL CONTROL

PREVIOUSLY REPORTED ITEM NOT RESOLVED

96-2 Departmental Internal Accounting Control

Due to the limited number of office personnel within the various County offices, segregation of the accounting functions necessary to ensure adequate internal accounting control is not possible. Offices that do not have sufficient segregation of duties include Planning and Zoning, Sheriff, Jail, Public Health, and Social Services. In these offices, there may be only one employee to receive and account for departmental collections. This is not unusual in small departmental situations; however, the County's management should constantly be aware of this condition and realize that the concentration of duties and responsibilities in a limited number of individuals is not desirable from an accounting point of view.

Examples of incompatible duties that should be performed by separate individuals are:

- receipting collections, posting collections to registers, and making bank deposits;
- signing checks and reconciling the bank accounts;
- receipting collections and posting collections to the accounts receivable records;

- approving receivable write-offs/write-downs and posting adjustments to the accounts receivable records; and
- data entry, adjusting accounting codes, and reviewing the monthly detailed report of receipts and disbursements for accuracy.

Some procedures the County's management may wish to consider to strengthen controls in these offices include:

- Departmental collections should be remitted to the County Treasurer more frequently than once each month, perhaps weekly or even daily, to reduce the amount of funds on hand.
- Department heads should monitor operations within their offices to determine that reports are submitted properly and are in agreement with cash balances and grant expenditures.
- When an office has only a department head and one other employee, the department head should perform some of the accounting functions.

We recommend that County management be aware of the lack of segregation of the accounting functions and implement oversight procedures to ensure that adequate controls are in place over cash, receivables, and other items.

Client's Response:

Morrison County is fully aware of the limited number of office personnel in various Offices and will do what is necessary to ensure that the assets of Morrison County are protected.

ITEMS ARISING THIS YEAR

09-1 Jail - Inmate Checking Account Reconciliation

The Morrison County Jail maintains a separate checking account for funds held for inmates. Monthly bank reconciliations are performed by Jail personnel. However, during our review of the monthly bank reconciliations, we noted that the bank balance is reconciled to the book balance but is not reconciled to the inmate ledger balances. At any given time, the balance in the checking account should be reconcilable to the balances held for the inmates.

We also noted that the Jail is not fully depositing fees collected from the inmates with the County Auditor/Treasurer's Office. During 2009, Jail personnel began making periodic \$10,000 deposits for fees collected from inmates rather than making intact deposits for the actual fees collected. As a result, Jail personnel are not properly tracking the revenue collected for inmate fees.

We recommend the balance in the Jail checking account be reconciled to the inmates' ledgers at the same time it is reconciled to the bank statement. We also recommend that actual fees collected from inmates be deposited with the Auditor/Treasurer's Office intact and in a timely manner.

Client's Response:

The Morrison County Jail has changed the process of monthly bank reconciliations. The bank statement is balanced against the amount currently held in the inmate commissary accounts, outstanding checks, deposits, and inmate fees collected. All monies above the balance are forwarded to the County Auditor/Treasurer's Office in a timely manner.

09-2 Capital Assets

For financial reporting and asset management purposes, Morrison County is required to keep records of its capital assets. Morrison County's capital asset records are recorded on a separate software system maintained by the County. Capital asset additions and deletions are entered into this system, and depreciation is calculated based on the estimated useful lives entered. Capital asset policies have been established by the County and identify a \$5,000 capital asset threshold. During our review of the 2009 capital assets, we identified the following:

- Five capital assets were recorded at a value net of discounts from trade-ins.
- Four depreciable capital asset additions in 2009 and one depreciable capital asset acquired in a previous year did not have estimated useful lives entered into the capital asset system.
- One asset under the capital asset threshold was included in the capital asset system.

- Two reports obtained directly from the capital asset system contained inconsistent information. The “Depreciation Schedule” report listed two capital assets that were not being depreciated, while the “CA by Department and Class” report listed these same assets as depreciated. Also, there were assets listed in the “CA by Department and Class” report that had book values not listed on the “Depreciation Schedule” report.

Internal controls over capital assets should include procedures to determine that all assets to be included in the capital asset records are done so at the correct value and include the estimated useful life, if applicable.

We recommend County management review the policies and procedures over capital assets and make any necessary changes to ensure all asset values and estimated useful lives are recorded in the capital asset system correctly. We also recommend that any differences between capital asset reports be reconciled.

Client’s Response:

- *It was believed that Capital Asset dollar amounts had to be the same as the dollar amount the County wrote the check for. This idea has been corrected and will follow proper procedure for capital assets.*
- *Will do a better job of reviewing entries after entering into capital asset system.*
- *Keyed in wrong item class, will do a better job of reviewing entries after entering into capital asset system.*
- *Will be contacting our software vendor (ACS) to gain additional information on how to reconcile these report problems.*

09-3 Prior Period Adjustment

A deficiency in internal control over financial reporting exists when the design or operation of a control does not allow management or employees, in the normal course of performing their assigned functions, to prevent, or detect and correct, misstatements of the financial statements on a timely basis. One indication of a deficiency that typically is considered significant is restatement of previously issued financial statements to reflect the corrections of a misstatement.

Morrison County's 2009 financial statements include the following prior period adjustment identified by our audit:

- The January 1, 2009, fund balance of the nonmajor special revenue funds was restated by \$89,757, and the net assets of the governmental activities in the government-wide financial statements was restated by \$2,816,199 to recognize the Morrison County Regional Rail Authority as a blended component unit of Morrison County.

The need for prior period adjustments can raise doubts as to the reliability of the County's financial information being presented.

We recommend the County review its procedures for preparation and disclosure of financial information to ensure accurate presentation in the financial statements.

Client's Response:

We will review our procedures to identify and disclose financial information to ensure accurate presentation in the financial statements.

III. FINDINGS AND QUESTIONED COSTS FOR FEDERAL AWARD PROGRAMS

None.

IV. OTHER FINDINGS AND RECOMMENDATIONS

OTHER ITEM FOR CONSIDERATION

GASB Statement 54

The Governmental Accounting Standards Board (GASB) recently issued Statement No. 54, *Fund Balance Reporting and Governmental Fund Type Definitions*. The intention of this standard is to enhance the usefulness of information included in the financial report about fund balance through clearer fund balance classifications that can be more consistently applied, as well as to clarify existing governmental fund type definitions.

Fund Balance Reporting

Statement 54 establishes new fund balance classifications based on constraints imposed on how resources can be spent. The existing components of fund balance reserved, unreserved, designated, and undesignated are being replaced by nonspendable, restricted, committed, assigned, and unassigned as defined below:

- *Nonspendable* - amounts that cannot be spent because they are either not spendable form (for example, inventory or prepaid items) or legally or contractually required to be maintained intact (such as the corpus of a permanent fund).
- *Restricted* - amounts that can be spent only for specific purposes stipulated by constitution, external resource providers, or through enabling legislation.
- *Committed* - amounts that can be used only for specific purposes determined by a formal action of a government's highest level of decision-making authority.
- *Assigned* - amounts a government intends to use for a specific purpose that do not meet the criteria to be classified as restricted or committed.
- *Unassigned* - spendable amounts not contained in the other classifications.

Governmental Fund Type Definitions

The definitions of the general fund, special revenue fund type, capital projects fund type, debt service fund type, and permanent fund type are clarified in Statement 54. Interpretations of certain terms within the definition of the special revenue fund type have been provided and, for some governments, those interpretations may affect the activities they choose to report in those funds. The capital projects fund type definition also was clarified for better alignment with the needs of preparers and users. Definitions of other governmental fund types also have been modified for clarity and consistency.

The requirements of GASB Statement 54 are effective for the County for the year ending December 31, 2011.

This page was left blank intentionally.



REBECCA OTTO
STATE AUDITOR

STATE OF MINNESOTA OFFICE OF THE STATE AUDITOR

SUITE 500
525 PARK STREET
SAINT PAUL, MN 55103-2139

(651) 296-2551 (Voice)
(651) 296-4755 (Fax)
state.auditor@state.mn.us (E-mail)
1-800-627-3529 (Relay Service)

REPORT ON INTERNAL CONTROL OVER FINANCIAL REPORTING AND ON COMPLIANCE AND OTHER MATTERS BASED ON AN AUDIT OF FINANCIAL STATEMENTS PERFORMED IN ACCORDANCE WITH *GOVERNMENT AUDITING STANDARDS*

Board of County Commissioners
Morrison County

We have audited the financial statements of the governmental activities, the aggregate discretely presented component units, each major fund, and the aggregate remaining fund information of Morrison County as of and for the year ended December 31, 2009, which collectively comprise the County's basic financial statements, and have issued our report thereon dated September 28, 2010. Our report was modified to include a reference to other auditors. We conducted our audit in accordance with auditing standards generally accepted in the United States of America and the standards applicable to financial audits contained in *Government Auditing Standards*, issued by the Comptroller General of the United States. Other auditors audited the financial statements of the Housing and Redevelopment Authority of Morrison County, as described in our report on Morrison County's financial statements. This report does not include the results of the other auditors' testing of internal control over financial reporting or compliance and other matters that are reported on separately by those auditors.

Internal Control Over Financial Reporting

In planning and performing our audit, we considered Morrison County's internal control over financial reporting as a basis for designing our auditing procedures for the purpose of expressing our opinions on the financial statements, but not for the purpose of expressing an opinion on the effectiveness of the County's internal control over financial reporting. Accordingly, we do not express an opinion on the effectiveness of the County's internal control over financial reporting.

Our consideration of internal control over financial reporting was for the limited purpose described in the preceding paragraph and was not designed to identify all deficiencies in internal control over financial reporting that might be significant deficiencies or material weaknesses

and, therefore, there can be no assurance that all deficiencies, significant deficiencies, or material weaknesses have been identified. However, as described in the accompanying Schedule of Findings and Questioned Costs, we identified a deficiency in internal control over financial reporting that we consider to be a material weakness and other deficiencies that we consider to be significant deficiencies.

A deficiency in internal control over financial reporting exists when the design or operation of a control does not allow management or employees, in the normal course of performing their assigned functions, to prevent, or detect and correct, misstatements on a timely basis. A material weakness is a deficiency, or combination of deficiencies, in internal control over financial reporting such that there is a reasonable possibility that a material misstatement of the County's financial statements will not be prevented, or detected and corrected, on a timely basis. We consider the deficiency described in the accompanying Schedule of Findings and Questioned Costs as item 09-3 to be a material weakness.

A significant deficiency is a deficiency, or combination of deficiencies, in internal control over financial reporting that is less severe than a material weakness, yet important enough to merit attention by those charged with governance. We consider the deficiencies described in the accompanying Schedule of Findings and Questioned Costs as items 96-2, 09-1, and 09-2 to be significant deficiencies.

Compliance and Other Matters

As part of obtaining reasonable assurance about whether Morrison County's financial statements are free of material misstatement, we performed tests of its compliance with certain provisions of laws, regulations, contracts, and grant agreements, noncompliance with which could have a direct and material effect on the determination of financial statement amounts. However, providing an opinion on compliance with those provisions was not an objective of our audit and, accordingly, we do not express such an opinion. The results of our tests disclosed no instances of noncompliance or other matters that are required to be reported under *Government Auditing Standards*.

Minnesota Legal Compliance

We conducted our audit in accordance with auditing standards generally accepted in the United States of America and the provisions of the *Minnesota Legal Compliance Audit Guide for Local Government*, promulgated by the State Auditor pursuant to Minn. Stat. § 6.65. Accordingly, the audit included such tests of the accounting records and such other auditing procedures as we considered necessary in the circumstances.

The *Minnesota Legal Compliance Audit Guide for Local Government* contains seven categories of compliance to be tested: contracting and bidding, deposits and investments, conflicts of interest, public indebtedness, claims and disbursements, miscellaneous provisions, and tax

increment financing. Our study included all of the listed categories, except that we did not test for compliance in tax increment financing since the cities administer tax increment financing in Morrison County.

The results of our tests indicate that, for the items tested, Morrison County complied with the material terms and conditions of applicable legal provisions.

Also included in the Schedule of Findings and Questioned Costs is an other item for consideration. We believe this information to be of benefit to the County, and it is reported for that purpose.

Morrison County's written responses to the internal control findings identified in our audit have been included in the Schedule of Findings and Questioned Costs. We did not audit the County's responses and, accordingly, we express no opinion on them.

This report is intended solely for the information and use of the Board of County Commissioners, management, others within Morrison County, and federal awarding agencies and pass-through entities and is not intended to be, and should not be, used by anyone other than those specified parties.

/s/Rebecca Otto

REBECCA OTTO
STATE AUDITOR

September 28, 2010

/s/Greg Hierlinger

GREG HIERLINGER, CPA
DEPUTY STATE AUDITOR

This page was left blank intentionally.



REBECCA OTTO
STATE AUDITOR

STATE OF MINNESOTA

OFFICE OF THE STATE AUDITOR

SUITE 500
525 PARK STREET
SAINT PAUL, MN 55103-2139

(651) 296-2551 (Voice)
(651) 296-4755 (Fax)
state.auditor@state.mn.us (E-mail)
1-800-627-3529 (Relay Service)

REPORT ON COMPLIANCE WITH REQUIREMENTS APPLICABLE TO EACH MAJOR PROGRAM AND INTERNAL CONTROL OVER COMPLIANCE IN ACCORDANCE WITH OMB CIRCULAR A-133

Board of County Commissioners
Morrison County

Compliance

We have audited the compliance of Morrison County with the types of compliance requirements described in the U.S. Office of Management and Budget (OMB) *Circular A-133 Compliance Supplement* that are applicable to each of its major federal programs for the year ended December 31, 2009. Morrison County's major federal programs are identified in the Summary of Auditor's Results section of the accompanying Schedule of Findings and Questioned Costs. Compliance with the requirements of laws, regulations, contracts, and grants applicable to each of its major federal programs is the responsibility of the County's management. Our responsibility is to express an opinion on the County's compliance based on our audit.

Morrison County's basic financial statements include the operations of the Housing and Redevelopment Authority (HRA) of Morrison County component unit, which expended \$521,896 in federal awards during the year ended December 31, 2009, which are not included in the Schedule of Expenditures of Federal Awards. Our audit, described below, did not include the operations of the HRA of Morrison County because the HRA was audited by other auditors.

We conducted our audit of compliance in accordance with auditing standards generally accepted in the United States of America; the standards applicable to financial audits contained in *Government Auditing Standards*, issued by the Comptroller General of the United States; and OMB Circular A-133, *Audits of States, Local Governments, and Non-Profit Organizations*. Those standards and OMB Circular A-133 require that we plan and perform the audit to obtain reasonable assurance about whether noncompliance with the types of compliance requirements

referred to above that could have a direct and material effect on a major federal program occurred. An audit includes examining, on a test basis, evidence about Morrison County's compliance with those requirements and performing such other procedures as we considered necessary in the circumstances. We believe that our audit provides a reasonable basis for our opinion. Our audit does not provide a legal determination on the County's compliance with those requirements.

In our opinion, Morrison County complied, in all material respects, with the requirements referred to above that are applicable to each of its major federal programs for the year ended December 31, 2009.

Internal Control Over Compliance

Management of Morrison County is responsible for establishing and maintaining effective internal control over compliance with requirements of laws, regulations, contracts, and grants applicable to federal programs. In planning and performing our audit, we considered the County's internal control over compliance with requirements that could have a direct and material effect on a major federal program in order to determine our auditing procedures for the purpose of expressing our opinion on compliance and to test and report on internal control over compliance in accordance with OMB Circular A-133, but not for the purpose of expressing an opinion on the effectiveness of internal control over compliance. Accordingly, we do not express an opinion on the effectiveness of the County's internal control over compliance.

A deficiency in internal control over compliance exists when the design or operation of a control over compliance does not allow management or employees, in the normal course of performing their assigned functions, to prevent, or detect and correct, noncompliance with a type of compliance requirement of a federal program on a timely basis. A material weakness in internal control over compliance is a deficiency, or combination of deficiencies, in internal control over compliance, such that there is a reasonable possibility that material noncompliance with a type of compliance requirement of a federal program will not be prevented, or detected and corrected, on a timely basis.

Our consideration of the internal control over compliance was for the limited purpose described in the first paragraph of this section and was not designed to identify all deficiencies in internal control over compliance that might be deficiencies, significant deficiencies, or material weaknesses. We did not identify any deficiencies in internal control over compliance that we consider to be material weaknesses, as defined above.

Schedule of Expenditures of Federal Awards

We have audited the financial statements of the governmental activities, the aggregate discretely presented component units, each major fund, and the aggregate remaining fund information of Morrison County as of and for the year ended December 31, 2009, and have issued our report thereon dated September 28, 2010. We did not audit the financial statements of the HRA of Morrison County discretely presented component unit for the year ended December 31, 2009. Those financial statements were audited by other auditors. Our audit was performed for the purpose of forming opinions on the County's financial statements that collectively comprise the County's basic financial statements. The accompanying Schedule of Expenditures of Federal Awards is presented for purposes of additional analysis as required by OMB Circular A-133 and is not a required part of the basic financial statements. Such information has been subjected to the auditing procedures applied in the audit of the basic financial statements and, in our opinion, is fairly stated in all material respects in relation to the basic financial statements taken as a whole.

This report is intended solely for the information and use of the Board of County Commissioners, management and others within the County, and federal awarding agencies and pass-through entities and is not intended to be, and should not be, used by anyone other than those specified parties.

/s/Rebecca Otto

REBECCA OTTO
STATE AUDITOR

September 28, 2010

/s/Greg Hierlinger

GREG HIERLINGER, CPA
DEPUTY STATE AUDITOR

This page was left blank intentionally.

**MORRISON COUNTY
LITTLE FALLS, MINNESOTA**

Schedule 10

**SCHEDULE OF EXPENDITURES OF FEDERAL AWARDS
FOR THE YEAR ENDED DECEMBER 31, 2009**

Federal Grantor Pass-Through Agency Grant Program Title	Federal CFDA Number	Expenditures
U.S. Department of Agriculture		
Passed Through Minnesota Department of Health Special Supplemental Nutrition Program for Women, Infants, and Children	10.557	\$ 185,480
Passed Through Minnesota Department of Human Services State Administrative Matching Grants for the Supplemental Nutrition Assistance Program (SNAP) Cluster		
State Administrative Matching Grants for SNAP	10.561	208,509
State Administrative Matching Grants for SNAP - ARRA	10.561	5,956
		<hr/>
Total U.S. Department of Agriculture		\$ 399,945
U.S. Department of Justice		
Direct		
Bulletproof Vest Partnership Program	16.607	\$ 14,156
U.S. Department of Transportation		
Passed Through Minnesota Department of Transportation Highway Planning and Construction Cluster		
Highway Planning and Construction	20.205	\$ 1,842,221
Highway Planning and Construction - ARRA	20.205	596,397
Passed Through Minnesota Department of Public Safety Highway Safety Cluster		
State and Community Highway Safety	20.600	8,059
Safety Belt Performance Grant	20.609	807
Minimum Penalties for Repeat Offenders for Driving While Intoxicated	20.608	4,944
		<hr/>
Total U.S. Department of Transportation		\$ 2,452,428
U.S. Environmental Protection Agency		
Passed Through Minnesota Department of Health State Indoor Radon Grant	66.032	\$ 3,000
U.S. Department of Health and Human Services		
Passed Through Minnesota Department of Human Services Projects for Assistance in Transition from Homelessness (PATH)	93.150	\$ 2,918
Promoting Safe and Stable Families	93.556	21,156
Temporary Assistance for Needy Families	93.558	274,296
Child Support Enforcement Cluster		
Child Support Enforcement	93.563	605,697
Child Support Enforcement - ARRA	93.563	85,084
Refugee and Entrant Assistance	93.566	512
Child Care Mandatory and Matching Funds of the Child Care and Development Fund	93.596	13,874

**MORRISON COUNTY
LITTLE FALLS, MINNESOTA**

**Schedule 10
(Continued)**

**SCHEDULE OF EXPENDITURES OF FEDERAL AWARDS
FOR THE YEAR ENDED DECEMBER 31, 2009**

Federal Grantor Pass-Through Agency Grant Program Title	Federal CFDA Number	Expenditures
U.S. Department of Health and Human Services		
Passed Through Minnesota Department of Human Services (Continued)		
Foster Care Title IV-E Cluster		
Foster Care Title IV-E	93.658	146,342
Foster Care Title IV-E - ARRA	93.658	10,769
Social Services Block Grant	93.667	216,515
Chafee Foster Care Independence Program	93.674	7,497
Medical Assistance Program	93.778	582,801
Block Grants for Community Mental Health Services	93.958	7,112
Block Grants for the Prevention and Treatment of Substance Abuse	93.959	182,988
Passed Through Minnesota Department of Health		
Public Health Emergency Preparedness	93.069	41,415
Immunization Grants	93.268	1,200
Centers for Disease Control and Prevention - Investigations and Technical Assistance	93.283	26,663
Temporary Assistance for Needy Families	93.558	42,396
Maternal and Child Health Services Block Grant	93.994	40,858
Total U.S. Department of Health and Human Services		\$ 2,310,093
U.S. Department of Homeland Security		
Passed Through Minnesota Department of Natural Resources		
Boating Safety Financial Assistance	97.012	\$ 5,335
Passed Through Minnesota Department of Public Safety		
Emergency Management Performance Grants	97.042	20,805
Total U.S. Department of Homeland Security		\$ 26,140
Total Federal Awards		\$ 5,205,762

**MORRISON COUNTY
LITTLE FALLS, MINNESOTA**

**NOTES TO THE SCHEDULE OF EXPENDITURES OF FEDERAL AWARDS
FOR THE YEAR ENDED DECEMBER 31, 2009**

1. Reporting Entity

The Schedule of Expenditures of Federal Awards presents the activities of federal award programs expended by Morrison County. The County's reporting entity is defined in Note 1 to the financial statements.

Morrison County's financial statements include the operations of the Housing and Redevelopment Authority (HRA) of Morrison County component unit. The HRA expended \$521,896 in federal awards during the year ended December 31, 2009; these expenditures are not included in Morrison County's Schedule of Expenditures of Federal Awards because the HRA has its own single audit.

2. Basis of Presentation

The accompanying schedule of Expenditures of Federal Awards includes the federal grant activity of Morrison County under programs of the federal government for the year ended December 31, 2009. The information in this schedule is presented in accordance with the requirements of Office of Management and Budget (OMB) Circular A-133, *Audits of States, Local Governments, and Non-Profit Organizations*. Because the schedule presents only a selected portion of the operations of Morrison County, it is not intended to and does not present the financial position, changes in net assets, or cash flows of Morrison County.

3. Summary of Significant Accounting Policies

Expenditures reported on the schedule are reported on the modified accrual basis of accounting. Such expenditures are recognized following the cost principles contained in OMB Circular A-87, *Cost Principles for State, Local and Indian Tribal Governments*, wherein certain types of expenditures are not allowable or are limited as to reimbursement. Pass-through grant numbers were not assigned by the pass-through agencies.

4. Reconciliation to Schedule of Intergovernmental Revenue

Federal grant revenue per Schedule of Intergovernmental Revenue	\$ 5,069,675
Highway Planning and Construction grant received more than 60 days after year-end	(33,359)
Highway Planning and Construction grant deferred in 2008 and recognized in 2009	<u>169,446</u>
Expenditures Per Schedule of Expenditures of Federal Awards	<u>\$ 5,205,762</u>

**MORRISON COUNTY
LITTLE FALLS, MINNESOTA**

5. Subrecipients

During 2009, the County did not pass any federal money to subrecipients.

6. American Recovery and Reinvestment Act

The American Recovery and Reinvestment Act of 2009 (ARRA) requires recipients to clearly distinguish ARRA funds from non-ARRA funding. In the schedule, ARRA funds are denoted by the addition of ARRA to the program name.