

**RESOLUTION NO. 061719-02
CITY OF WAITE PARK**

**RESOLUTION APPROVING CITY OF WAITE PARK'S PARTICIPATION IN THE
MINNESOTA COUNCIL ON LOCAL RESULTS AND INNOVATION'S COMPREHENSIVE
PERFORMANCE MEASUREMENT PROGRAM**

WHEREAS, benefits to the City of Waite Park for participation in the Minnesota Council on Local Results and Innovation's comprehensive performance measurement program are outlined in MS 6.91 and include eligibility for a reimbursement as set by State statute; and


WHEREAS, any city/county participating in the comprehensive performance measurement program is also exempt from levy limits for taxes, if levy limits are in effect; and

WHEREAS, the City Council of Waite Park has adopted and implemented at least 10 of the performance measures, as developed by the Council on Local Results and Innovation, and a system to use this information to help plan, budget, manage and evaluate programs and processes for optimal future outcomes; and

NOW THEREFORE LET IT BE RESOLVED THAT, the City Council of Waite Park will continue to report the results of the performance measures to its citizenry by the end of the year through publication on the city's website and provide an opportunity for public input during the budget hearing process.

BE IT FURTHER RESOLVED, the City Council of Waite Park will submit to the Office of the State Auditor the actual results of the performance measures adopted by the City.

Adopted by the City Council this 17th day of June 2019.



Shaunna Johnson
City Administrator-Clerk-Treasurer




Richard E. Miller
Mayor

ACTION ON THIS RESOLUTION:

Motion for adoption: Mike Linguist
Seconded by: Ken Schmitt
Voted in favor of: All
Voted against: None
Abstained: None
Absent: None
Resolution adopted.

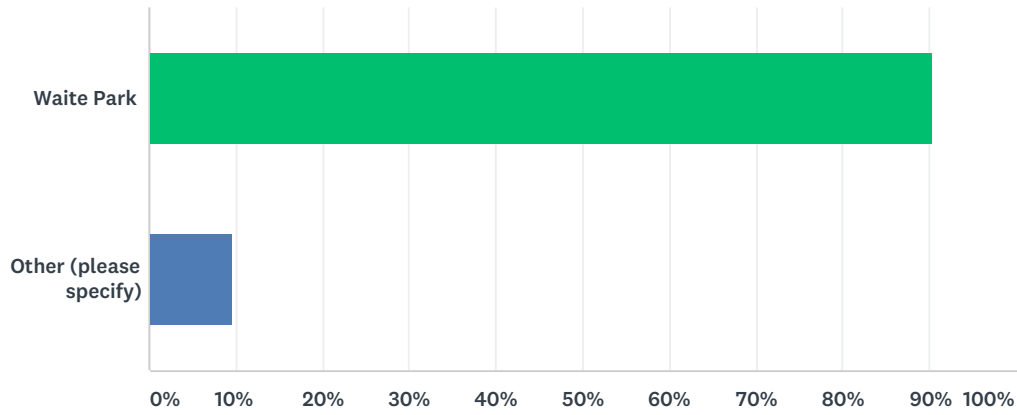
I hereby certify that the foregoing is a true and correct copy of a resolution adopted by the Waite Park City Council at a duly authorized meeting held on June 17, 2019.



Shaunna Johnson
City Administrator-Clerk-Treasurer

Q1 In which city do you currently reside?

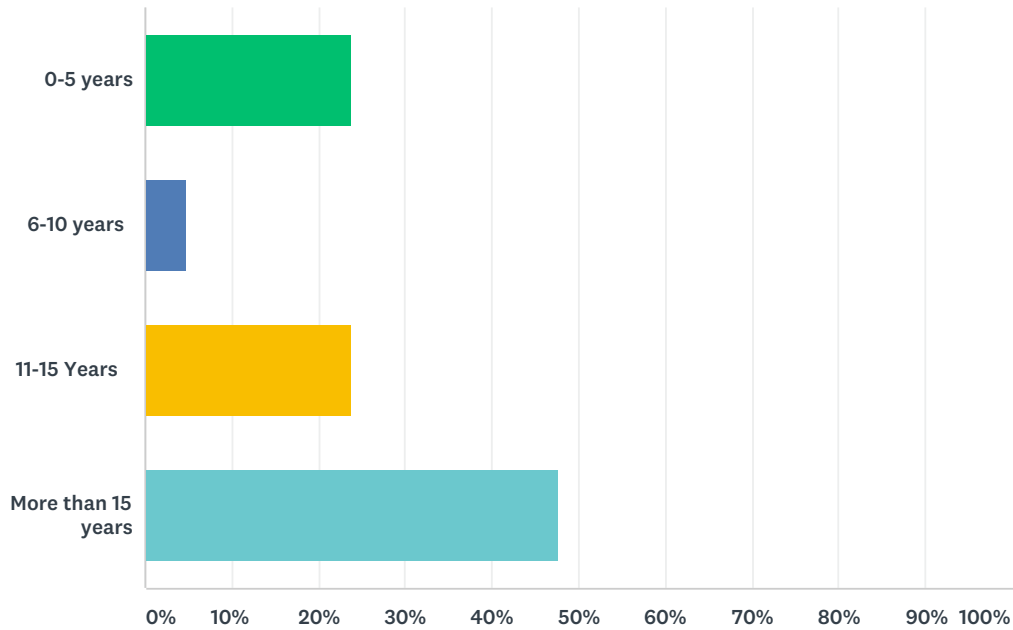
Answered: 21 Skipped: 0



ANSWER CHOICES	RESPONSES	
Waite Park	90.48%	19
Other (please specify)	9.52%	2
TOTAL		21

Q2 How long have you lived in this City?

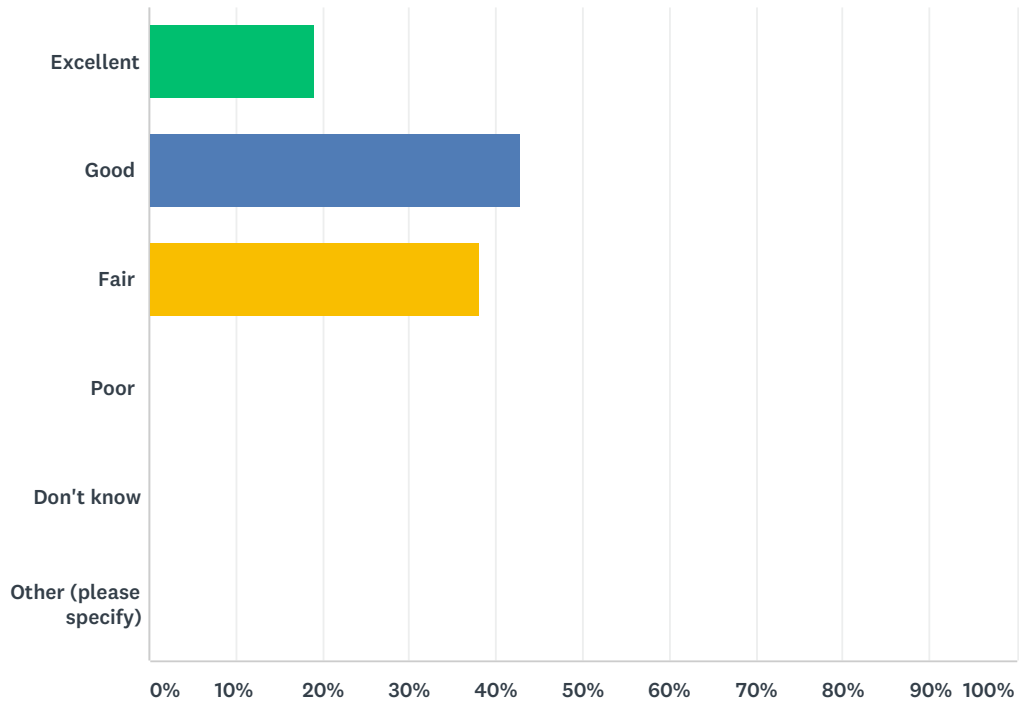
Answered: 21 Skipped: 0



ANSWER CHOICES	RESPONSES	
0-5 years	23.81%	5
6-10 years	4.76%	1
11-15 Years	23.81%	5
More than 15 years	47.62%	10
TOTAL		21

Q3 How would you rate the overall appearance of Waite Park?

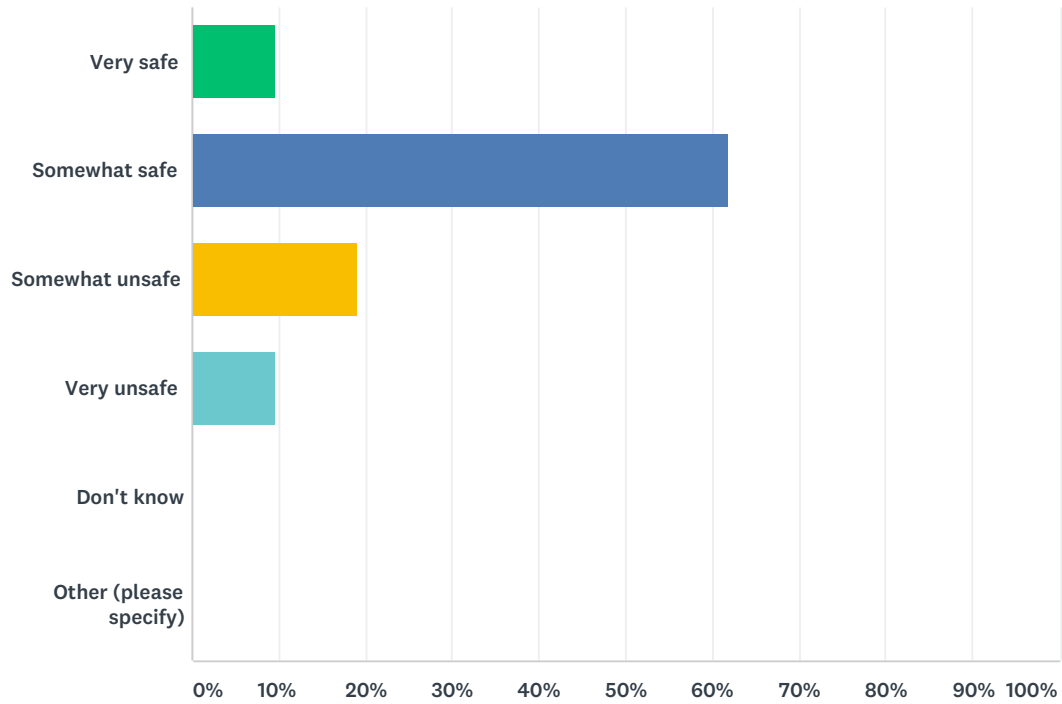
Answered: 21 Skipped: 0



ANSWER CHOICES	RESPONSES	
Excellent	19.05%	4
Good	42.86%	9
Fair	38.10%	8
Poor	0.00%	0
Don't know	0.00%	0
Other (please specify)	0.00%	0
TOTAL		21

Q4 How would you describe your overall feeling of safety in Waite Park?

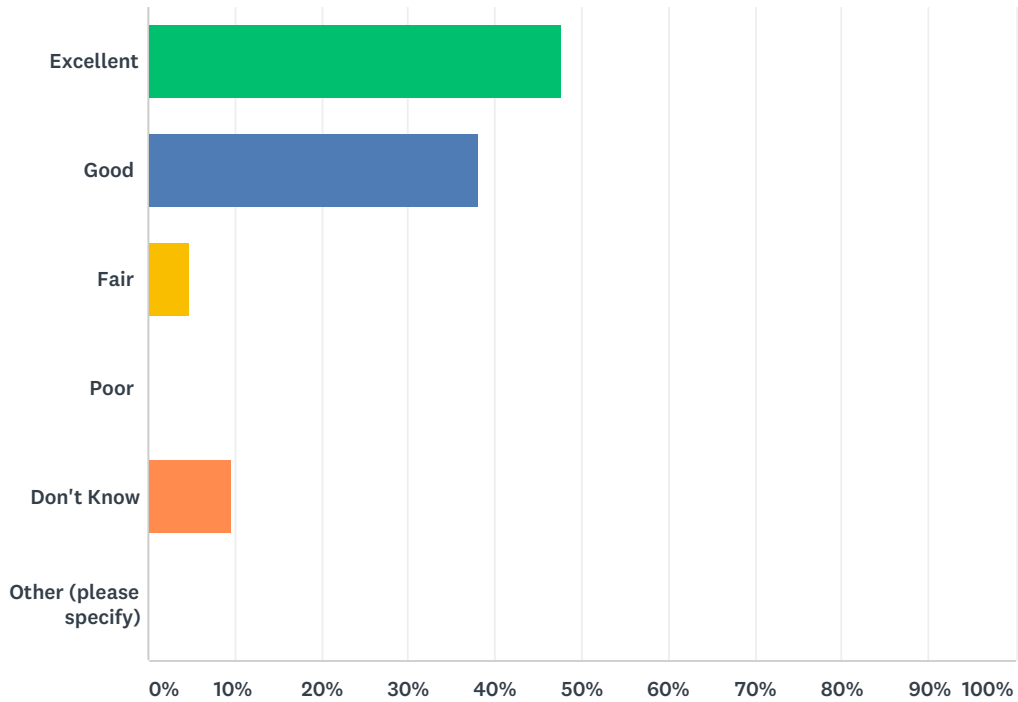
Answered: 21 Skipped: 0



ANSWER CHOICES	RESPONSES	
Very safe	9.52%	2
Somewhat safe	61.90%	13
Somewhat unsafe	19.05%	4
Very unsafe	9.52%	2
Don't know	0.00%	0
Other (please specify)	0.00%	0
TOTAL		21

Q5 How would you rate the overall quality of fire protection services in Waite Park?

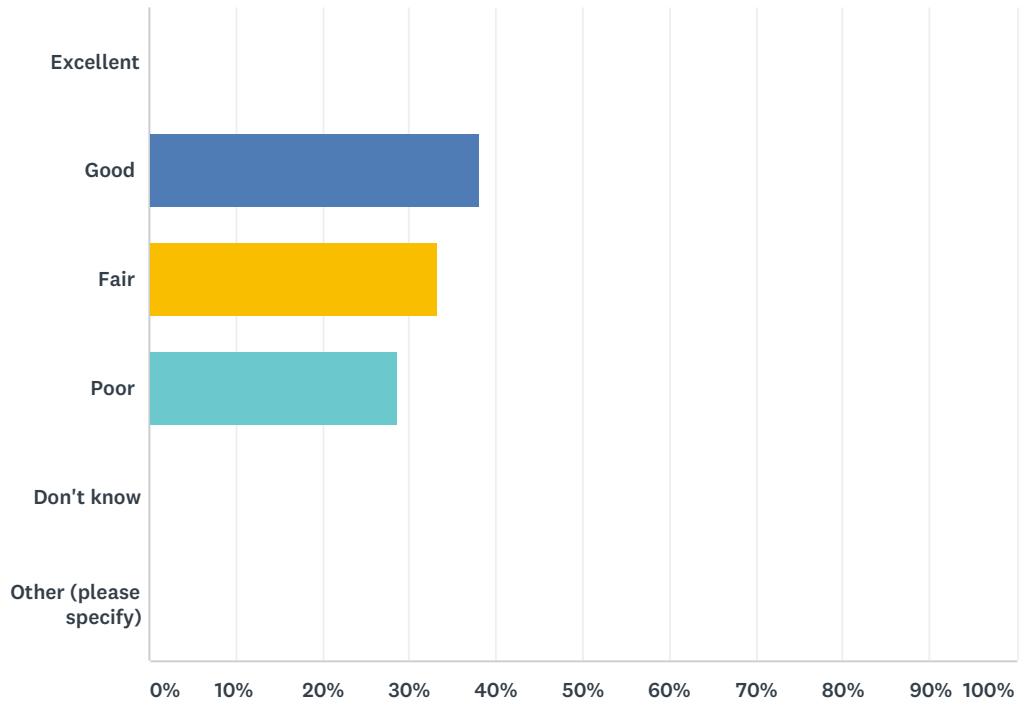
Answered: 21 Skipped: 0



ANSWER CHOICES	RESPONSES	
Excellent	47.62%	10
Good	38.10%	8
Fair	4.76%	1
Poor	0.00%	0
Don't Know	9.52%	2
Other (please specify)	0.00%	0
TOTAL		21

Q6 How would you rate the overall condition of Waite Park city streets?

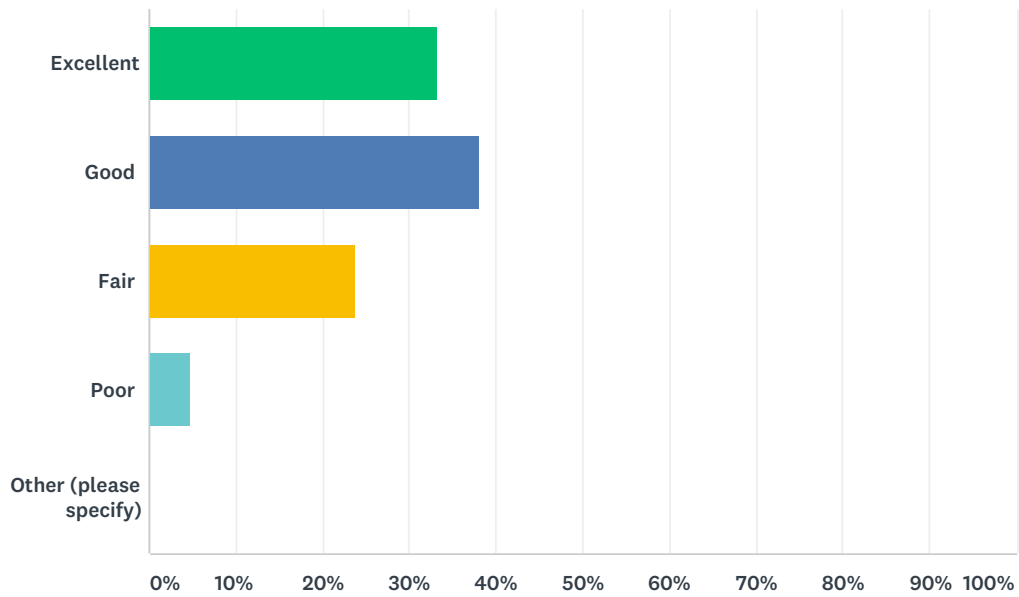
Answered: 21 Skipped: 0



ANSWER CHOICES	RESPONSES	
Excellent	0.00%	0
Good	38.10%	8
Fair	33.33%	7
Poor	28.57%	6
Don't know	0.00%	0
Other (please specify)	0.00%	0
TOTAL		21

Q7 How would you rate the overall quality of snowplowing on Waite Park city streets?

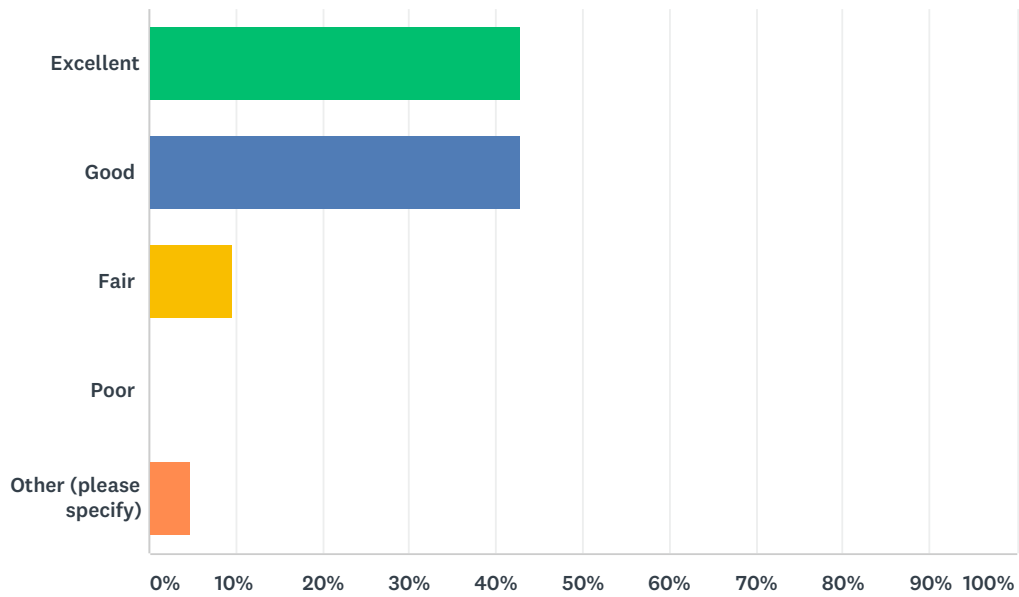
Answered: 21 Skipped: 0



ANSWER CHOICES	RESPONSES	
Excellent	33.33%	7
Good	38.10%	8
Fair	23.81%	5
Poor	4.76%	1
Other (please specify)	0.00%	0
TOTAL		21

Q8 How would you rate the dependability and overall quality of Waite Park sanitary sewer service?

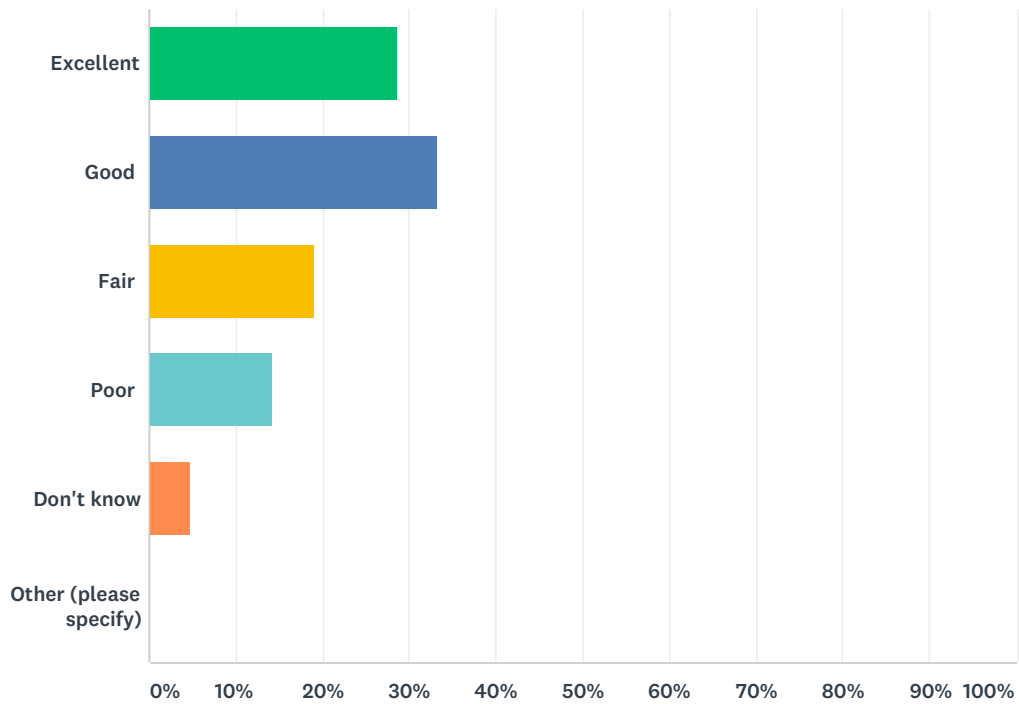
Answered: 21 Skipped: 0



ANSWER CHOICES	RESPONSES	
Excellent	42.86%	9
Good	42.86%	9
Fair	9.52%	2
Poor	0.00%	0
Other (please specify)	4.76%	1
TOTAL		21

Q9 How would you rate the dependability and overall quality of Waite Park's water supply?

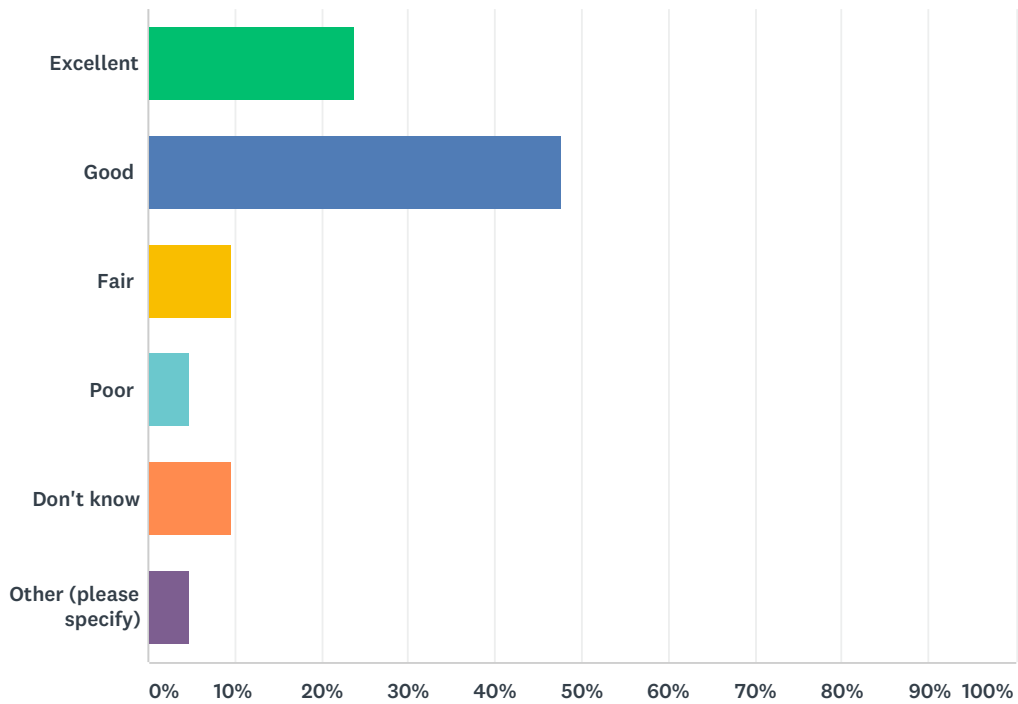
Answered: 21 Skipped: 0



ANSWER CHOICES	RESPONSES	
Excellent	28.57%	6
Good	33.33%	7
Fair	19.05%	4
Poor	14.29%	3
Don't know	4.76%	1
Other (please specify)	0.00%	0
TOTAL		21

Q10 How would you rate the overall quality of Waite Park recreational facilities (e.g. parks, trails, park facilities, etc.)

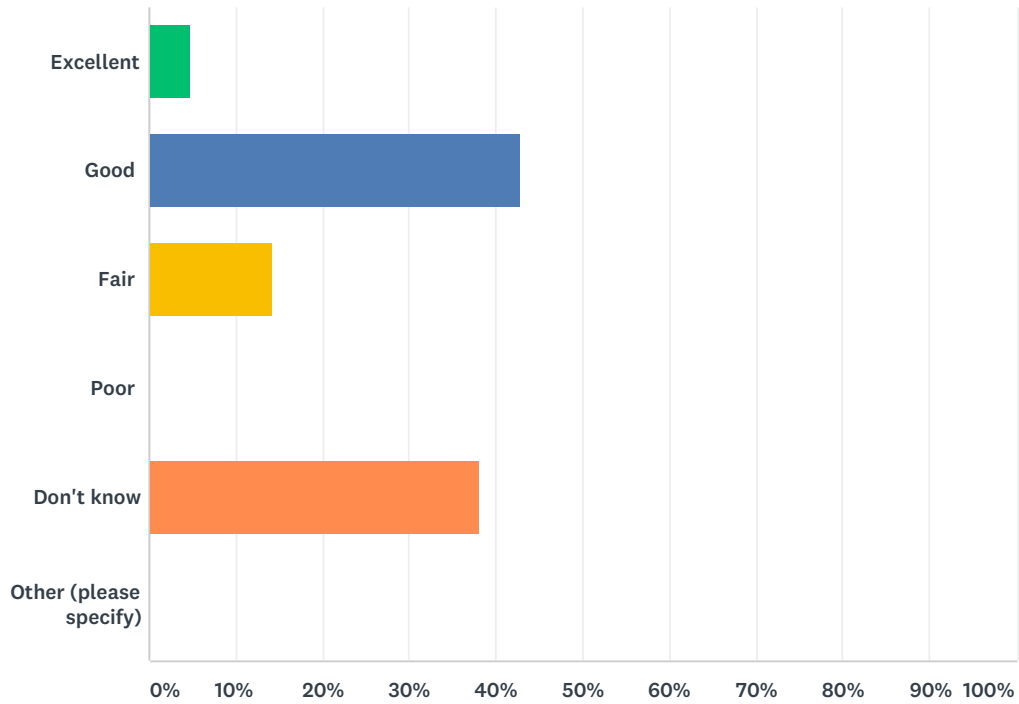
Answered: 21 Skipped: 0



ANSWER CHOICES	RESPONSES	
Excellent	23.81%	5
Good	47.62%	10
Fair	9.52%	2
Poor	4.76%	1
Don't know	9.52%	2
Other (please specify)	4.76%	1
TOTAL		21

Q11 How would you rate the quality of transit services in Waite Park?

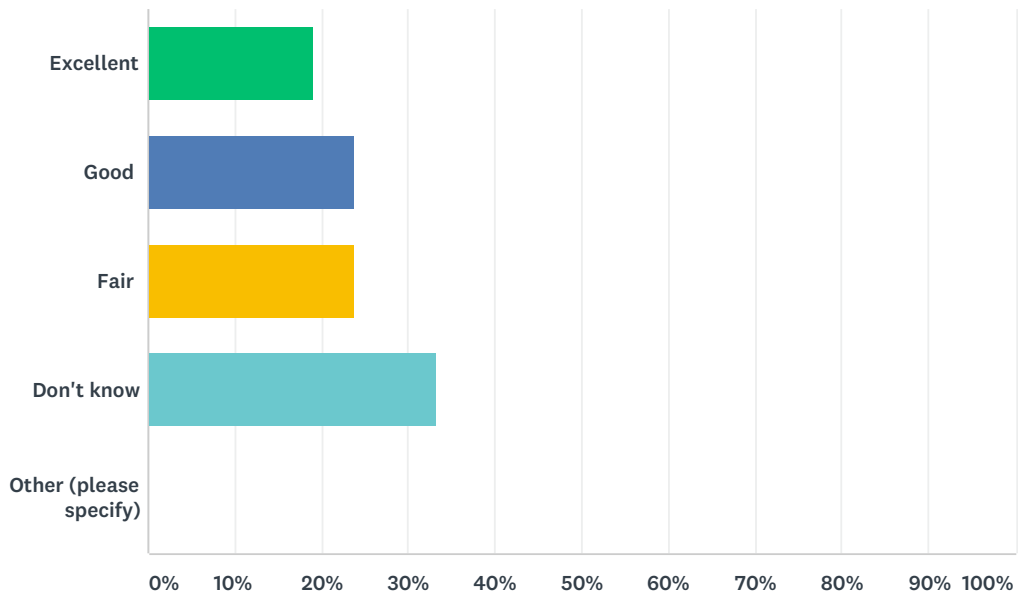
Answered: 21 Skipped: 0



ANSWER CHOICES	RESPONSES	
Excellent	4.76%	1
Good	42.86%	9
Fair	14.29%	3
Poor	0.00%	0
Don't know	38.10%	8
Other (please specify)	0.00%	0
TOTAL		21

Q12 How would you rate the quality of licensing, permitting and building inspection services in Waite Park?

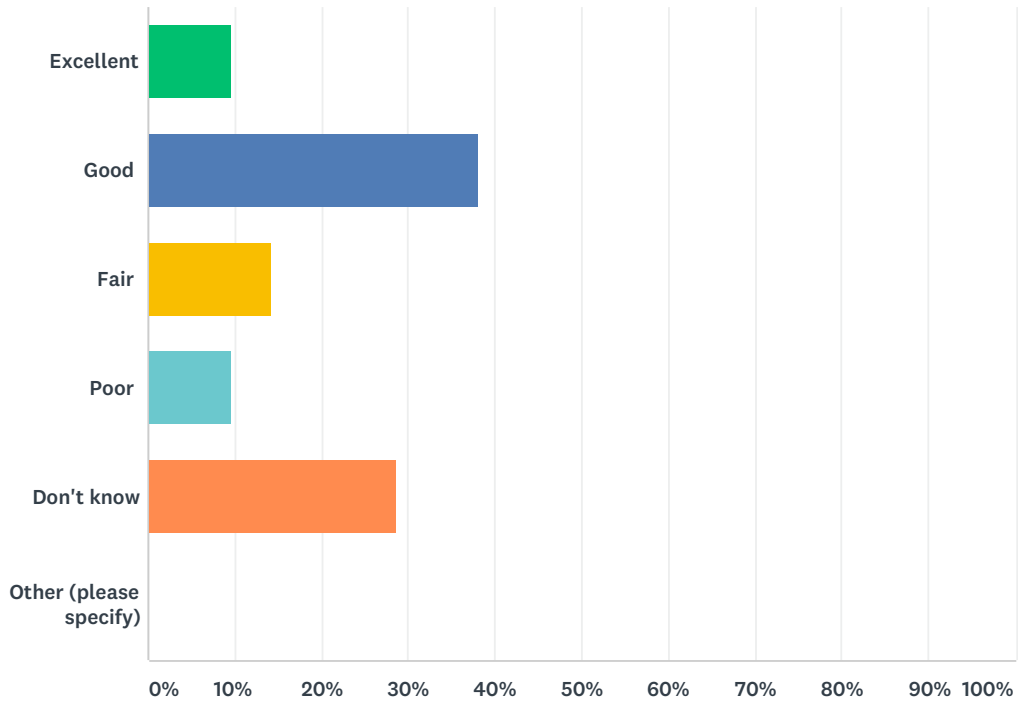
Answered: 21 Skipped: 0



ANSWER CHOICES	RESPONSES	
Excellent	19.05%	4
Good	23.81%	5
Fair	23.81%	5
Don't know	33.33%	7
Other (please specify)	0.00%	0
TOTAL		21

Q13 How would you rate the quality of code enforcement services in Waite Park (e.g. zoning, property maintenance)?

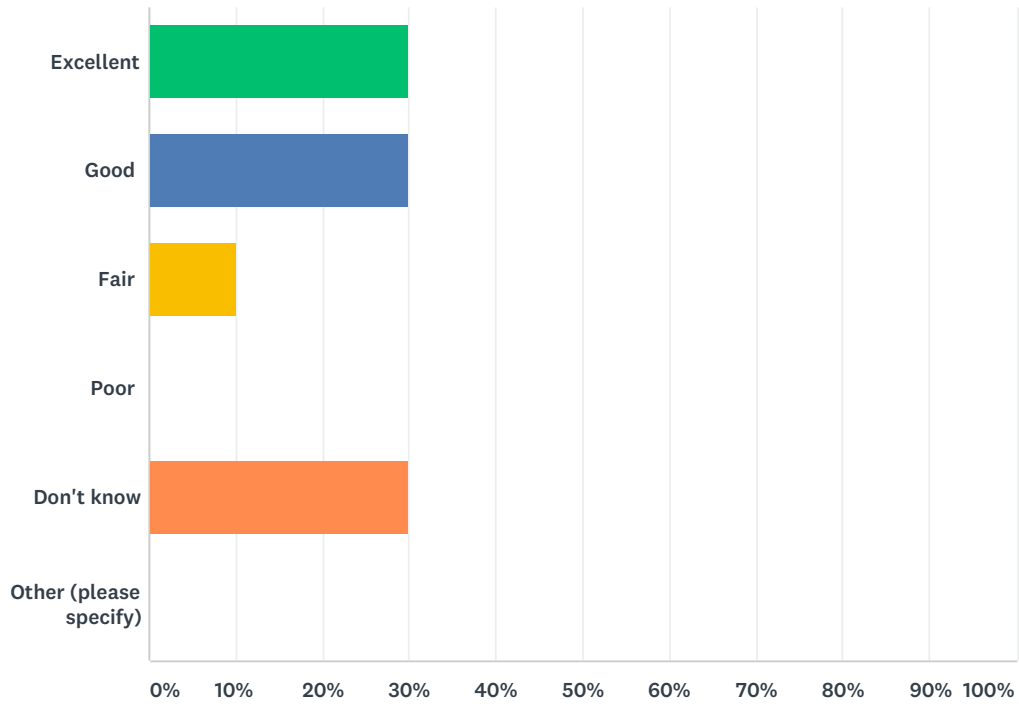
Answered: 21 Skipped: 0



ANSWER CHOICES	RESPONSES	
Excellent	9.52%	2
Good	38.10%	8
Fair	14.29%	3
Poor	9.52%	2
Don't know	28.57%	6
Other (please specify)	0.00%	0
TOTAL		21

Q14 How would you rate the library services in Waite Park?

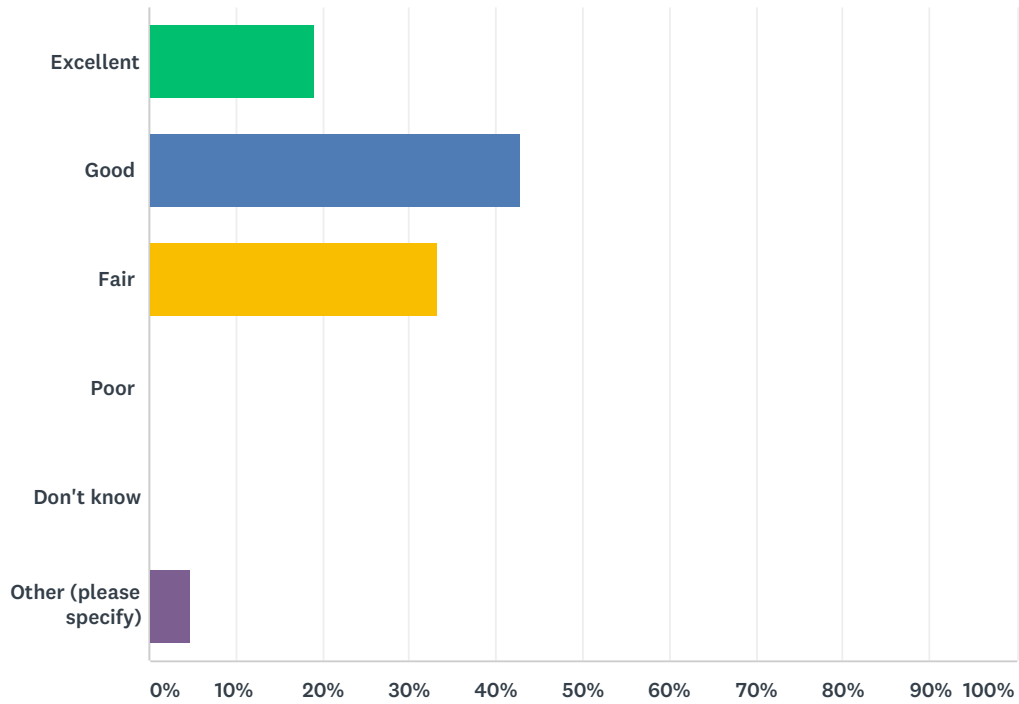
Answered: 20 Skipped: 1



ANSWER CHOICES	RESPONSES	
Excellent	30.00%	6
Good	30.00%	6
Fair	10.00%	2
Poor	0.00%	0
Don't know	30.00%	6
Other (please specify)	0.00%	0
TOTAL		20

Q15 How would you rate the overall quality of services in Waite Park?

Answered: 21 Skipped: 0



ANSWER CHOICES	RESPONSES	
Excellent	19.05%	4
Good	42.86%	9
Fair	33.33%	7
Poor	0.00%	0
Don't know	0.00%	0
Other (please specify)	4.76%	1
TOTAL		21